Sustainability Report
2025-26

JK TYRE & INDUSTRIES LTD.



Engineered for Success

Contents

01 Theme Introduction
02 ESG Highlights

Introduction
04 About the Report
06 JK Tyre at a Glance
10 Message from the Chairman and Managing Director
12 Board of Directors
14 Awards and Recognition

ESG Approach
18 5P Strategy
20 Stakeholder Engagement
22 Materiality Assessment
25 Sustainability Targets and Progress

Sustainability Governance
28 The MD and the CSO in a Fireside Conversation
30 Governance
32 Policy Commitments
33 Sustainability-linked Incentives for Executives
34 Cybersecurity Approach
36 Risk Management

Planet
42 Energy and Emissions Management
50 Climate Risk Assessment
69 Water Stewardship
74 Waste and Circularity
81 Biodiversity Impact

People
88 Human Resources
90 Human Rights and People Policies
95 Occupational Health and Safety
100 Employee Engagement
102 Training and Development
105 Diversity and Inclusion
107 Local Communities and Social Responsibility

Process
118 Green Manufacturing
120 Decoupling Growth from Resources
123 Sustainable Supply Chain

Product
130 Customer Centricity
132 Product Stewardship

Prosperity
140 Economic Performance
143 Market Presence
147 Approach to Tax

Annexures
150 ESG KPI List
166 ISO Certifications and Assurance Statement
167 Industry Memberships and Associations
168 GRI Content Index
175 UNGC Principles
176 IFRS Index



5P Focus

Planet
JK Tyre is reducing its ecological footprint through renewable energy, lower emissions, water stewardship and circular resource use, strengthening climate resilience.

Read more on page **42**

People
A safe, capable and inclusive workforce supports sustained progress, complemented by initiatives in health, learning, livelihoods and community development.

Read more on page **88**

Process
Green manufacturing, responsible sourcing, innovation and R&D-led approach using sustainable materials and digitally-driven oversight are boosting operational discipline.

Read more on page **118**

Product
Innovation is creating safer, green and sustainable product mobility solutions through customer insights, advanced research and sustainable materials.

Read more on page **130**

Prosperity
Sustainable growth is strengthening market presence, financial resilience and long-term value creation for customers, investors and partners.

Read more on page **140**

Sustainability is embedded into how JK Tyre makes choices, builds capabilities and adds value. Through purposeful innovation, disciplined execution and accountability, the Company is reinforcing the way it is **Engineered for Success**.

A DECLARATION OF GREATER CLIMATE AMBITION

Progress Achieved. Ambition Renewed.

JK Tyre has surpassed its carbon emission intensity reduction target of 50% by 2030 in FY 2025-26, ahead of schedule, marking an important milestone in its sustainability journey.



This milestone reflects the collective contribution of our people and the progress made through energy efficiency, renewable energy adoption, resource optimisation and operational excellence. Building on this achievement, JK Tyre is raising its climate ambition and accelerating its path towards sustainable growth.

Dr. Raghupati Singhania
Chairman and Managing Director

Original 2030 Target	Achieved in FY 2025-26	New Target set for 2030
50% Reduction in carbon emission intensity against the FY 2017-18 baseline	**53.85**% Reduction in carbon emission intensity achieved against the FY 2017-18 baseline	**65**% Reduction in carbon emission intensity to be achieved by 2030 against the FY 2017-18 baseline

Committed to a Sustainable Future

Engineered for Success

The mobility landscape is being reshaped by climate realities, resource constraints, evolving regulation and rising expectations of responsible business. For a manufacturing enterprise, responding to these shifts requires more than isolated initiatives. It calls for sustainability to be designed into decisions, strengthened through systems and translated into measurable progress across the value chain.

ESG Highlights

MEASURING CONSISTENT PROGRESS

During FY 2025-26, JK Tyre advanced its ESG performance through outcomes across environmental, social and governance priorities that led to tangible improvements across multiple relevant parameters, reinforcing the Company's standing as a responsible corporate entity.



ENVIRONMENT

~46%
Of renewable power in power mix
(512 bps YoY increase)

0.66 tCO_2e
Carbon emission intensity achieved per tonne of product
(compared to 0.74 tCO_2e in FY 2024-25)

21,667.35 MT
Total waste recycled

9,36,044 kl
Total volume of water withdrawal
(6.03% reduction compared to 9,96,065 kl in FY 2024-25)

RE100
First tyre company in India to join the global initiative in 2024

ISO 20400
Accredited in 2024

To know more about our financial, operational and other highlights please refer to the pages 08-11 of Integrated Annual Report 2025-26.

SOCIAL

66.66%
Retention rate of female permanent employees who took parental leave

80.95%
Of workers in associations/unions recognised by the Company

₹1,306.98 Lakhs
CSR expenditure
(31.57% YoY increase)

72%
Of input material (inputs to total inputs by value) directly sourced from within India
(2,669 bps YoY increase)

24%
Of input material* (inputs to total inputs by value) directly sourced from MSMEs/small producers **(982 bps YoY increase)**

1,33,330
No. of persons benefitted from CSR projects
(10.44% YoY increase)

~500
No. of female workers working in manufacturing shop floor

12,214
Beneficiaries under Project 'Jyoti Kiran'

GOVERNANCE

100%
New suppliers screened using environmental and social criteria

96%
Average attendance in Board Meetings

5
Independent Directors on the Board

Zero
Cases of corruption

2
Number of female individuals on the Board of Directors

Zero
Cases of data breaches

**As per SEBI BRSR definition*

About the Report

The sixth edition of the Sustainability Report presents the Company's focus on ESG priorities, actions and performance for FY 2025-26, highlighting how sustainability is embedded across operations, the value chain and stakeholder engagement, supported by strengthened governance, processes and metrics. Structured around the 5P framework (People, Planet, Process, Product and Prosperity), it summarises key disclosures and progress shaping the Company's sustainability agenda.

How This Report is Shaped



The 5P Strategy

People, Planet, Process, Product and Prosperity

Read more on page 18

Stakeholder Engagement

Ongoing dialogue with key stakeholder groups across the value chain

Read more on page 20

Materiality Assessment

The ESG issues most relevant to the business and its stakeholders

Read more on page 22

Sustainability Targets and Progress

Long-term ambitions supported by annual tracking and disclosures

Read more on page 25

Sustainability Governance

Oversight structures, policy commitments and accountability mechanisms

Read more on page 26

Stakeholders

- Employees
- Investors
- Customers
- Value Chain Partners
- Community
- Statutory and Regulatory Bodies
- Shareholders

For more details on Interdependence of Capitals at JK Tyre, Capitals Overview, JK Tyre's Stakeholder Universe and Value Created, Preserved or Eroded, please refer to the pages 04-07 of the Integrated Annual Report 2025-26.

Reporting Boundary

The Sustainability Report covers the Indian operations and activities of JK Tyre & Industries Ltd. (JK Tyre) and Laksar Tyre Plant (erstwhile Cavendish Industries Limited), including all manufacturing plants and business units under the direct control of both entities. The reporting scope presents ESG performance and initiatives for FY 2025-26, covering the Company's domestic operations, across the regions in which JK Tyre and Laksar Tyre Plant (erstwhile Cavendish Industries Limited) operate, supported by insights from key stakeholders to provide a comprehensive view of the Company's sustainability journey.

Reporting Period

1st April 2025 to 31st March 2026

Frameworks, Guidelines and Standards

The Report has been prepared in accordance with:

» GRI Standards;

And, in alignment with:

» IFRS S1 and S2

» UN SDGs

» UNGC Principles

External Assurance

This report has been independently assured by BSI Group India Pvt. Ltd., an independent third-party assurance provider. The assurance includes limited assurance on GRI disclosures and reasonable level assurance on the Company's carbon footprint.

Please refer to ISO Certifications and Assurance Statement on page 166 for more details.

Feedback

We welcome feedback from readers and stakeholders to further strengthen our sustainability disclosures. Queries or comments regarding this report may be shared at:

JK Tyre & Industries Limited

Administrative Office: 3, Bahadur Shah Zafar Marg, New Delhi – 110 002

investorjktyre@jkmail.com

+91 11 66001112, 66001122

Registered Office

Jaykaygram, PO – Tyre Factory, Kankroli – 313 342, Rajasthan

CIN

L67120RJ1951PLC045966

Website

www.jktyre.com

Auditors

Lodha & Co LLP

Chartered Accountants

Company Secretary

Kamal Kumar Manik

JK Tyre at a Glance

SCALE, REACH AND CAPABILITY IN MOTION

JK Tyre & Industries Ltd. (JK Tyre) is one of India's leading tyre manufacturers, recognised for its innovation-led approach, manufacturing excellence and expanding global footprint. Serving diverse mobility needs across vehicle segments, the Company continues to strengthen its competitive position through advanced technologies, operational efficiency and customer-centric solutions. Sustainability is embedded across its value chain, enabling responsible resource management, lower environmental impact and resilient, long-term growth.

1ST Tyre company in India to

- Introduce Truck and Bus Radials
- Launch Smart Tyres
- Launch Puncture Guard Tyres
- Be certified as water-neutral by CII for Kankroli Tyre Plant
- Receive ISCC PLUS Certification for the Chennai Tyre Plant
- To Join the RE100



CORE SCALE

11
Manufacturing units
(nine in India and two in Mexico)

38+ Mn
Installed annual manufacturing capacity (tyres)

MARKET PRESENCE

>100
Countries served

>10,000
Employees globally

DISTRIBUTION STRENGTH

>6,000
Dealers and distributors

900
Steel Wheels

SERVICE ECOSYSTEM

>90
Retread centres

>120
Truck wheels

>250
Pit stops

SUSTAINABLE GROWTH

UX Green
Made with 80% sustainable material

>3%
Reduction in coal consumption

>50%
Reduction in carbon emission intensity achieved in FY 2025-26 well ahead of 2030 target

First
Tyre company to make embedded smart tyre in India

JK Tyre at a Glance

BUILT WITH MANUFACTURING DEPTH AND MARKET INTENT

JK Tyre has a strategically built manufacturing and market footprint, leveraging global scale to serve customers in over 100 countries across OEM and replacement segments. The reporting boundary covers JK Tyre's India operations, including Laksar Tyre Plant (erstwhile Cavendish Industries Limited).





100+
Countries

Note: Map not to scale

● Export Presence

Tyre Plants
Kankroli, Rajasthan
Banmore, Madhya Pradesh
Mysuru, Karnataka
Chennai, Tamil Nadu
Laksar, Uttarakhand

'Raghupati Singhania Centre of Excellence' (RPSCoE) - Global Tech & Innovation Centre
Mysuru, Karnataka

Head Office
New Delhi

Technology and Innovation Network

JK Tyre's scale is underpinned by a strong technology backbone, led by its 'Raghupati Singhania Centre of Excellence' (RPSCoE) - Global Tech & Innovation Centre in Mysuru and supported by specialised technology centres in India, Italy (Milan) and Mexico. Together with nine manufacturing facilities in India and a deep service and distribution network, these capabilities combine industrial scale with institutional depth.

Message from the Chairman and Managing Director

PROGRESSING ON OUR GREEN JOURNEY



> We have reduced carbon-emission intensity by more than 50% against the 2018 baseline, achieving our 2030 ambition ahead of schedule.



>1 Mn
Trees

400
Youth to be skilled

>4,000
Employee volunteers

Dear Stakeholders,

At JK Tyre, sustainability is integral to how we create long-term value and build a more resilient enterprise. Our 5P framework (People, Planet, Process, Product and Prosperity) together with our 10R approach, continue to guide our transition towards a more sustainable and circular business.

FY 2025-26 marked significant progress on our environmental ambitions. We have reduced carbon-emission intensity by more than 50% against the FY 2017-18 baseline, achieving our 2030 ambition ahead of schedule. We continue to increase the use of renewable energy and sustainable materials, remain a zero liquid discharge organisation, and have now crossed the milestone of one million trees planted.

Our responsibility extends beyond our operations. The JK Tyre Skill Academy at Kankroli is strengthening employment opportunities for rural youth and aims to train 400 young people in 2026-27. At the same time, over 4,000 employees participated in volunteering programmes, reinforcing a culture of shared responsibility.

Strong Board oversight, enhanced disclosures and assurance of key non-financial parameters are strengthening accountability across the organisation. As India advances towards a lower-carbon future, we remain committed to building JK Tyre as a greener, safer, more trusted and future-ready mobility partner.

Regards,

Dr. Raghupati Singhania
Chairman and Managing Director

Board of Directors

STEERING LONG-TERM VALUE

JK Tyre's Board drives long-term value creation with strong oversight, fostering accountability, transparency and ethical conduct through a balanced mix of Executive and Independent Directors.



Dr. Raghupati Singhania
Chairman and Managing Director
④



Bharat Hari Singhania
Director



Krishna Kumar Bangur
Independent Director
② ③ ⑤



Meera Shankar
Independent Director
② ④



Anshuman Singhania
Managing Director
⑤



Dr. Jorg Nohl
Independent Director



Subhrakant Panda
Independent Director
① ③ ⑤



Sunanda Singhania
Director



Dr. Nand Gopal Khaitan
Independent Director
① ③



Dr. Arun Kumar Bajoria
Director and President - International
① ② ④ ⑤

- Chairpersonships
- Memberships

1. Audit Committee
2. Stakeholders Relationship Committee
3. Nomination and Remuneration Committee
4. Corporate Social Responsibility and Sustainability Committee
5. Risk Management Committee

Governance Snapshot

10
Directors

5
Independent Directors

2
Women Directors out of which one is Independent

96%
Average attendance in Board Meetings

4.73
Average tenure of Independent Directors (in years)

4/5
Committees are headed by Independent Directors

Note: Please refer to the Corporate Governance section of the IAR FY 2025-26 for details regarding the composition of the committees



Awards and Recognition

BENCHMARKS OF EXCELLENCE

Ratings

CareEdge ESG 1+ — highest rating for third consecutive year; score: 81.2

EcoVadis Silver — Top 7% globally; score: 77/100

CRISIL ESG — 61/100 ('Strong')

CDP — Climate Change: A- (Leadership); Water Security: B (Management); Supplier Engagement Assessment (SEA): A (Leadership)

Water Neutral status accorded to Kankroli Tyre Plant as per CII GreenCo Water Neutrality Guidelines

Awards and Accolades

Dr Rabindra Mukhopadhyay, Advisor (R&D), JK Tyre & Industries Ltd. — 2026 Science & Technology Award, Rubber Division, American Chemical Society (ACS), Akron, Ohio



Chennai Tyre Plant — TNSPWA Safety and ESG Excellence Award 2025; National Safety Council Prestigious Award of Honour for Occupational Health, Safety & Environment 2023

Vikrant Tyre Plant — National Energy Leader Award at CII's 26th National Award for Excellence in Energy Management; Emerging Sustainable Practices Award, CII Karnataka ESG Summit 2025

Great Place to Work — recognised for the fifth time in a row

Kankroli Tyre Plant — ASSOCHAM National Water Award 2025

Mahatma Award 2025 for CSR Excellence



Banmore Tyre Plant — 24th Global Greentech Environmental & Sustainability Excellence Award



Among India's Top 30 Most Sustainable Companies — Business World



India's Best Workplaces™ in Auto & Auto Components 2026

For more details on major awards won by JK Tyre, please refer to the Board's report on page 126 of the Integrated Annual Report 2025-26.

ESG APPROACH

In This Section

18 5P Strategy
20 Stakeholder Engagement
22 Materiality Assessment
25 Sustainability Targets and Progress

One of the largest rooftop solar installations in an Indian tyre plant

5P Strategy

FROM INTENT TO IMPACT

JK Tyre's sustainability journey is guided by its 5P framework (People, Planet, Process, Product and Prosperity), which translates intent into action and structures this report around material priorities and progress.

	What it Means	How JK Tyre Acts	Key Material Topics	Stakeholders Impacted
Planet *Read more on page* 40	Reducing environmental intensity and improving climate, water, circularity and biodiversity readiness	Advancing energy transition, emissions management, water stewardship, resource efficiency and ecological responsibility	Climate change, emissions, energy, water security and management, waste management, resource use and circularity, pollution and biodiversity and ecosystems	
People *Read more on page* 86	Building a safe, capable, engaged and inclusive workforce while supporting communities connected to operations	Strengthening talent, safety, engagement, learning, gender diversity and social responsibility practices	Employee retention, development and well-being, human rights, fair work and responsible sourcing across value chain and community impact and social development	
Process *Read more on page* 116	Embedding discipline, leveraging cutting-edge innovation and digital visibility to foster responsible execution into everyday operations	Strengthening manufacturing systems, procurement practices, data-led controls and supply-chain resilience and focusing on green technologies	Business ethics and conduct and data privacy and cybersecurity	
Product *Read more on page* 128	Designing mobility solutions that are safe, durable, efficient, application-relevant and future-ready	Focusing on product quality, customer outcomes, life cycle value, EV readiness, validation and responsible innovation through embedded smart tyres	Product quality and green innovation	
Prosperity *Read more on page* 138	Creating resilient, responsible and trusted long-term value and sustainable growth for the entire stakeholder family	Linking economic performance, market presence, capital discipline and timely and strategic capacity expansion, stakeholder confidence and tax transparency	Economic performance and tax	

Voice of Customer (VOC)

JK Tyre translates Voice of Customer (VOC) insights into product design through Quality Function Deployment (QFD), ensuring customer needs are systematically embedded into product development. Customer feedback also informs strategic business planning, the development of new products and services and the continuous improvement of operational processes, enabling the Company to deliver enhanced customer value and differentiated mobility solutions.

- *Investors*
- *Customers*
- *Statutory and Regulatory Bodies*
- *Communities*
- *Employees*
- *Value Chain Partners*
- *Shareholders*

Stakeholder Engagement

ALIGNING STRATEGIES WITH STAKEHOLDERS

Continuous stakeholder engagement informs JK Tyre's governance and sustainability approach, shaping strategy, risk management, decision-making and long-term value creation in line with evolving expectations and the 5P framework around material priorities and progress.

Stakeholder-informed Priorities

Stakeholder engagement aligns JK Tyre's sustainability framework and material priorities, ensuring the 5P themes reflect both business and stakeholder expectations. Stakeholder inputs guide decisions on water management, land restoration and resource use, strengthening risk assessment and inclusive environmental action. Integrated with its commitment to responsible business conduct and human rights, stakeholder engagement also supports environmental awareness, sustainable practices and local livelihoods.

For more details on stakeholder engagement, refer to the BRSR section on pages 183-184 of the Integrated Annual Report.

JK Tyre's Engagement Approach

JK Tyre follows a structured process to convert stakeholder dialogue into action:

Identify
The Company identifies stakeholder groups based on their relationship with the business, level of influence and degree of impact.

Prioritise
Stakeholder concerns are assessed for relevance, impact, regulatory risk and alignment with sustainability priorities.

Address
Insights from these interactions are translated into actions that inform disclosures, manage risks and drive continuous improvement.

Employees

- Employee well-being and workplace safety
- Inclusion, diversity and growth

V-Connect, townhalls, displays, training, SAMVAD, app-based learning, e-mail communication and shop floor training

Investors

- Financial performance
- Ethical governance
- Risk management
- Value creation

E-mail communication, press releases and media coverage, corporate website, stakeholder meetings, stock exchange disclosures

Customers

- Product quality and environmental performance
- Safe, reliable and value-driven products

Feedback surveys, engagement meetings, fitment surveys and one-to-one customer interactions

Value Chain Partners

- Customer relationships
- Product knowledge and technical capabilities

Engagement meetings, vendor audits, capacity-building programmes for JK Tyre Dealer Clubs and one-to-one interactions

Statutory and Regulatory Bodies

- Regulatory compliance
- Industry priorities
- Government expectations

Regular interactions and industry forum meetings

Shareholders

- Timely and transparent disclosures
- Strategy and performance
- Regulatory compliance
- Constructive engagement

E-mails, meetings, media coverage, corporate website and stock exchange disclosures and statutory disclosures

Communities

- Education and skill development
- Health and hygiene
- Women's empowerment
- Water conservation and afforestation

Meetings with local communities, NGOs, leaders and government departments

Primary Concerns *Channels of Communication* *5P Pillar Impacted & SDG Alignment*

Materiality Assessment

PRIORITISING THE ISSUES THAT MATTER MOST

Building on its earlier approach, JK Tyre has adopted a double materiality framework to align sustainability priorities with global standards and stakeholder expectations, embedding responsible practices across operations, innovation and growth to create long-term value.

Materiality and Scope of Assessment

JK Tyre's TNFD-aligned disclosure has been developed in accordance with the materiality principle, focusing on matters that reflect the Company's most significant impacts and risks in relation to the business, environment and society. Consistent with this approach, JK Tyre has assessed its nature-related dependencies, impacts, risks and opportunities across its operations and key segments of the value chain.

Understanding Double Materiality

Double materiality strengthens JK Tyre's materiality approach by bringing together two complementary perspectives:

Impact Materiality
How the Company's activities affect the environment and society



Financial Materiality
How sustainability-related risks and opportunities may affect the Company's business performance, strategy and value creation

This dual perspective enables a balanced, forward-looking view of material priorities and aligns sustainability focus with evolving stakeholder, regulatory and market expectations.

Why Materiality Matters

- Prioritise the ESG issues most relevant to stakeholders and the business
- Align sustainability themes with the 5P framework
- Strengthen the relevance of disclosures and management focus
- Connect stakeholder engagement with governance, targets and action
- Build a clearer basis for long-term sustainability decision-making

Material Topics

Environmental	Social	Governance
Emissions	Employee retention, development and well-being	Product quality and green innovation
Energy	Community impact and social development	Business ethics and conduct
Water security and management	Human rights, fair work and responsible sourcing across value chain	Biodiversity and ecosystems
Waste management, resource use and circularity		Data privacy and cybersecurity
Climate change		Tax
Pollution		
Economic performance		

JK Tyre's Double Materiality Approach

Understanding

Understand the business, value chain and context

- Understand operations, business model and data landscape
- Map the value chain and define boundaries
- Identify relevant topics and stakeholders

OUTCOME

Project plan, value chain understanding and stakeholder mapping

Identification

Identify impacts, risks and opportunities (IROs)

- Identify IROs through research and analysis
- Assess outside-in and inside-out pathways
- Validate through stakeholder engagements

OUTCOME

Identified impacts, risks and opportunities across products and value chain

Assessment

Evaluate the significance of the identified IROs

- Define materiality threshold
- Assess financial and impact materiality
- Confirm scoring through stakeholder engagement

OUTCOME

Refined IRO scores and mapping to ESRS sub-topics

Determination

Determine the material matters

- Finalise material IROs above threshold
- Rank key material matters
- Identify disclosure requirements

OUTCOME

Final list of material IROs mapped to company-specific matters

Materiality Matrix

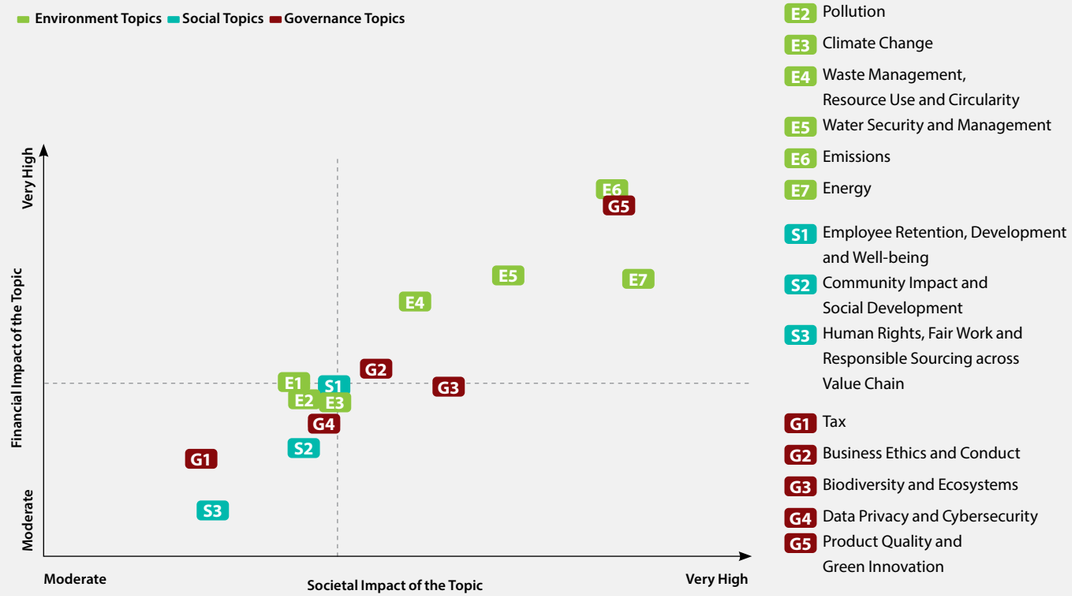

Materiality Assessment

Planet

This pillar focuses on advancing climate resilience, resource stewardship and environmental responsibility across operations and the value chain.

Material Topics Impacted

- Energy
- Emissions
- Climate change
- Water security and management
- Waste management, resource use and circularity
- Pollution
- Biodiversity and ecosystems

People

This pillar focuses on building a safe, inclusive and empowered workforce while creating positive and lasting value for communities and society.

Material Topics Impacted

- Employee retention, development and well-being
- Human rights, fair work and responsible sourcing across value chain
- Community impact and social development

Process

This pillar focuses on manufacturing processes, internal systems, operating discipline and value chain mechanisms that embed sustainability into everyday business processes.

Material Topics Impacted

- Business ethics and conduct
- Data privacy and cybersecurity

Product

This pillar focuses on delivering safe, innovative and sustainable mobility solutions that create value across the product life cycle.

Material Topics Impacted

- Product quality and green innovation

Prosperity

This pillar focuses on creating sustainable economic value through responsible growth, financial resilience and stakeholder trust.

Material Topics Impacted

- Economic performance
- Tax

Effective Stakeholder Engagement

Stakeholder engagement is integral to JK Tyre's sustainability approach, enabling structured dialogue with employees, customers, investors, communities and other key stakeholders to understand evolving expectations and identify material sustainability matters. Through multiple engagement channels, including surveys, meetings and digital platforms, the Company gathers insights into environmental, social and economic priorities, helping refine its operations, strengthen customer satisfaction and inform its double materiality assessment. This builds a clearer basis for long-term sustainability decision-making.

Sustainability Targets and Progress

WHERE GOALS MEET ACTIONS

JK Tyre's focus on measurable, transparent and accountable goals is driving continuous improvement and supporting resilient, responsible growth across environmental and operational priorities.

Net Zero
Achievement targeted by 2050#

Emissions

Sustainability Targets*

Reduce carbon emission intensity to 50% by 2030	Reduce absolute Scope 1 and 2 GHG emissions by 37.5% by FY 2035-36 from FY 2020-21 (Base Year)	Reduce absolute Scope 3 GHG emissions by 18.5% by FY 2035-36 from FY 2020-21 (Base Year) - SBTi-based Target
Progress as of FY 2025-26		
53.85% achieved	**11.83%** achieved	The baseline is being revisited in line with SBTi 2.0

Water Stewardship

Sustainability Targets*

50% reduction in raw water consumption intensity by 2030

Progress as of FY 2025-26

49.58% achieved

Energy

Sustainability Targets*

Achieve 100% renewable energy across all operations by 2050 – RE100 Commitment

Progress as of FY 2025-26

45.73% achieved

Sustainable Material

Sustainable Targets*

Achieve 50% sustainable material usage by 2030 and 100% by 2050

Progress as of FY 2025-26

38.56% achieved

**These targets are for JK Tyre + Laksar Tyre Plant (erstwhile Cavendish Industries Limited) (India ops)*

#as per SBTi

SUSTAINABILITY GOVERNANCE

In This Section

28 The MD and the CSO in a Fireside Conversation
30 Governance
32 Policy Commitments
33 Sustainability-linked Incentives for Executives
34 Cybersecurity Approach
36 Risk Management

Vision

Be a Green and Trusted Mobility Partner

Mission

- Reduce carbon emission intensity to 50% by 2030
- Be a learning organisation with an engaged team
- Achieve process excellence by leveraging emerging technologies
- Constantly innovate and provide technologically advanced solutions
- Be amongst the top 2 tyre brands in India with significant global presence
- Deliver enhanced value to all stakeholders
- Be a customer centric company

Core Values

- Caring for people
- Commitment to Excellence
- Integrity including intellectual honesty, openness, fairness & trust

For more details on our strategic framework, please refer to pages 46-47 of the JK Tyre Integrated Annual Report 2025-26.

The MD and CSO in a Fireside Conversation

FROM AMBITION TO EXECUTION

As JK Tyre moves into the next phase of its sustainability journey, Anshuman Singhania, Managing Director, and Anil Kumar Makkar, Group Chief Sustainability Officer, discuss how responsible growth is being translated into operational discipline, deeper decarbonisation, circularity and long-term resilience.





During the year, we advanced smart tyre technologies, EV-oriented offerings, sustainable-material pathways, life cycle assessments and product validation. Environmental Product Declarations for products representing Vikrant, Laksar and Chennai have also strengthened transparency around product impacts.

Anshuman Singhania
Managing Director

We are strengthening site-level risk assessment, recycling and reuse, Zero Liquid Discharge systems, rainwater harvesting and community-linked watershed interventions. Greater plant-level ownership and data-led monitoring will be important as we work towards reducing raw-water consumption intensity.

Anil Kumar Makkar
Group Chief Sustainability Officer

Sustainability has increasingly moved from aspiration to execution at JK Tyre. What does that shift mean for the business today?

Anshuman Singhania (AS): The focus today is on making sustainability part of how the business operates every day. It must influence manufacturing, procurement, product development, customer engagement and the way we build organisational capability. Across our plants, we have strengthened monitoring, process reviews, energy management and resource discipline, while our smart factory roadmap and data-led systems are improving visibility across production, maintenance, quality and procurement. Sustainability, therefore, is not running parallel to operational excellence; the two are increasingly reinforcing each other.

Having moved ahead of the Company's earlier carbon-intensity ambition, where does the climate agenda go next?

Anil Kumar Makkar (AKM): We are moving towards an integrated transition agenda connecting climate resilience, resource security and responsible value chains with business strategy and capital allocation. The focus is on absolute decarbonisation, led by renewable power, fuel transition, energy efficiency, process optimisation and closer engagement with logistics partners. Our SBTi-aligned commitments target reductions of 37.5% in absolute Scope 1 and 2 emissions and 18.5% in absolute Scope 3 emissions from the FY 2020-21 base year. Furthermore, our longer-term direction includes 100% renewable energy and net zero by 2050.

How is this transition becoming visible in JK Tyre's products and manufacturing systems?

AS: We are seeing the two come together. Greater digitalisation and process harmonisation are helping improve efficiency and resilience in manufacturing, while product development is increasingly incorporating sustainability alongside performance, safety and life cycle value. During the year, we advanced smart tyre technologies, EV-oriented offerings, sustainable-material pathways, life cycle assessments and product validation. Environmental Product Declarations for products representing Vikrant, Laksar and Chennai have also strengthened transparency around product impacts. The objective is to create solutions that respond both to evolving mobility requirements and to changing environmental expectations.

Circularity and the value chain are becoming increasingly important parts of the sustainability conversation. What are the priorities here?

AKM: Circularity must extend beyond the factory gate and increasingly across the tyre life cycle. That means improving material efficiency, strengthening EPR systems for plastics and end-of-life tyres, expanding retreading and recovery pathways and embedding life cycle thinking into product development. At the same time, the upstream value chain requires greater rigour. Natural rubber traceability, upstream emissions, human-rights due diligence, supplier capability and logistics efficiency are all material to long-term resilience. Our approach will therefore combine stronger supplier engagement and capacity building with better Scope 3 data and greater traceability.

Water security is another area where operational and climate considerations intersect. How are you approaching it?

AKM: Water resilience is particularly important at locations exposed to water stress. We are strengthening site-level risk assessment, recycling and reuse, Zero Liquid Discharge systems, rainwater harvesting and community-linked watershed interventions. Greater plant-level ownership and data-led monitoring will be important as we work towards reducing raw-water consumption intensity. The larger objective is to treat water not simply as an operating input, but as a resource whose availability and resilience must be managed over the long term.

Ultimately, what will determine whether these ambitions translate into sustained progress?

AS: Execution will remain the differentiator. That means continuing to improve energy and water productivity, renewable-energy adoption, responsible sourcing, digital manufacturing and workforce capability, while strengthening the quality of data and review systems supporting these priorities.

AKM: And that execution must be backed by accountability. Board oversight, cross-functional ownership, external assurance and stronger ESG data architecture are helping convert commitments into measurable action. The next step is to embed sustainability even more deeply into risk management, decision-making, leadership scorecards and operational reviews. That is how we at JK Tyre seek to make the transition both durable and measurable.

Governance

UPHOLDING ACCOUNTABILITY AND INTEGRITY

Strong governance at JK Tyre aligns growth with accountability and trust, with the Board providing strategic oversight to integrate sustainability into long-term value creation and decision-making.

Board Oversight

The Board oversees economic, environmental and social impacts through governance mechanisms, including the CSR and Sustainability Committee, while senior leadership translates Board direction into operational action. Within this governance structure, senior management is responsible for implementing environmental policies, monitoring compliance obligations and embedding nature-related considerations within the enterprise risk management framework. Periodic reviews assess regulatory developments, supply-chain expectations and operational exposures associated with biodiversity and water stress. Cross-functional coordination among the sustainability, procurement, operations and risk teams supports the identification and mitigation of nature-related impacts across the Company's direct operations and priority upstream suppliers.

Governance Framework

The governance framework is structured across three levels: the Board of Directors, Board Committees and management reporting to the Board. This enables strategic oversight, functional accountability and timely review of performance across priority areas. The Board Committees support focused oversight across audit, nomination and remuneration, risk management, stakeholder relationships and corporate social responsibility and sustainability. The composition and terms of reference of Board Committees are in compliance with the Companies Act, 2013 and SEBI Listing Regulations. Detailed disclosures on Board composition, attendance, remuneration, performance evaluation and familiarisation programmes are provided in the Corporate Governance Report of the Integrated Annual Report.

Compliance with Laws and Regulations

There were zero instances of non-compliance with laws and regulations during the reporting period.

Industry Associations and Memberships

For more details, please refer to page 121 of the Integrated Annual Report 2025-26.

Chair of the Highest Governance Body

Dr. Raghupati Singhania, Chairman and Managing Director, serves as the Chairman of the Board. He is a member of the Promoter Group. He has been on the Board since 1967 and as Managing Director since 1975, performing his duties under applicable laws, including the Companies Act, 2013 and is entrusted with substantial powers of management of the affairs of the Company. During the year ending 31st March 2026, all related party transactions were in the ordinary course, conducted at arm's length, and compliant with relevant laws. The Managing Director adheres to the Board-approved Code of Conduct, which prohibits transactions prejudicial to the Company, with compliance confirmed annually.

The nomination and selection of the highest governance body can be referred to Corporate Governance Report of the Integrated Annual Report 2025-26. For more information on the collective knowledge of the highest governance body, please refer to page 150 of the Integrated Annual Report 2025-26.

2

Meetings during the year under review

Corporate Social Responsibility and Sustainability Committee

The Corporate Social Responsibility and Sustainability Committee of the Board of Directors oversees the implementation of the Company's business responsibility policies. The Committee comprises two Executive Directors and one Independent Director.

Board Oversight of Sustainability and Stakeholder Engagement

The Board defines the Company's purpose, mission and values in alignment with the SDGs. Led by the Managing Director, senior executives integrate sustainability into business strategy and periodically review progress in response to market and environmental developments. Through the CSR and Sustainability Committee, the Board oversees economic, environmental and social impacts, including carbon reduction and community engagement. For more details on the Governance Structure, please refer to the Climate Risk Assessment section.

Familiarisation Programme for Independent Directors

Details of the familiarisation programme for Independent Directors are available in the Corporate Governance Report of the Integrated Annual Report 2025-26 on page 151.

Conflicts of Interest

Conflicts of interest are governed by the Company's Code of Conduct for Board Members and Senior Management. No instances were reported during the year. Further details are available in the BRSR on page 173 and on the Company's website.

Shareholder Complaint Management

A designated senior manager monitors shareholder complaints and seeks to respond timely. Complaints received during each quarter and the actions taken are reviewed by the Board-level Committee in accordance with Regulation 20 of the SEBI Listing Regulations, 2015 and Section 178 of the Companies Act, 2013. During the financial year ended 31st March 2026, six complaints were received from the shareholders and the same have since been resolved to the satisfaction of shareholders. Also, there are no complaints pending in respect of the previous period. The CSR and Sustainability Committee also meets regularly to review sustainability-related matters. No specific concerns were formally reported.

Remuneration

The remuneration policies for the highest governance body and senior executives align with the Company's performance and market standards. For Directors' remuneration, refer to page 154–155 of the Integrated Annual Report 2025-26.

The process for designing remuneration policies and determining remuneration involves evaluating market standards, company performance, and the roles of the Board and senior executives. The Nomination and Remuneration Committee plays a key role in formulating and reviewing these policies. For detailed information, refer to the policy at this link.

Board Performance Evaluation

The Board performance evaluation is covered in the Corporate Governance Report of the IAR 2025-26 on page 151.

6/6

Shareholder complaints received and resolved during the year

Roles and Responsibilities of the Corporate Social Responsibility and Sustainability Committee

The Corporate Social Responsibility and Sustainability Committee (CSRSC) provides strategic oversight of the Company's CSR and sustainability agenda. It formulates and recommends the Corporate Social Responsibility (CSR) Policy to the Board for approval, outlining activities to be undertaken in accordance with Schedule VII of the Companies Act, 2013, with preference accorded to communities in and around the Company's plants. The Committee also recommends the annual CSR expenditure, monitors the implementation of the CSR Policy and formulates the annual CSR Action Plan, comprising approved CSR projects and programmes, implementation modalities, fund utilisation, execution timelines, monitoring and reporting mechanisms and the need and impact assessments of projects, where applicable.

The Committee further assesses, reviews and oversees the Company's environmental, social and governance (ESG) and broader sustainability initiatives, ensuring alignment with strategic priorities and applicable regulatory requirements. It also oversees the preparation and review of the Business Responsibility and Sustainability Report (BRSR) and other sustainability-related disclosures mandated under applicable laws and regulations, thereby strengthening governance, transparency and accountability in the Company's sustainability performance and reporting.

Policy Commitments

EMBEDDING ETHICAL BUSINESS PRACTICES

Board-approved policies at JK Tyre translate governance intent into everyday conduct, defining organisational standards that support transparency, regulatory compliance, ethical decision-making and long-term sustainability.

Policy Framework

The policy framework supports transparency, accountability, regulatory compliance and long-term sustainability through policies covering CSR, whistle blower protection, related party transactions, fair disclosure, conduct, materiality, dividends, archival practices and remuneration, guiding decision making and reinforcing responsible conduct across the organisation.

Aligned with International Frameworks

JK Tyre aligns its responsible business approach with recognised global and national frameworks, including the UN Global Compact, ILO Standards, UN SDGs and applicable regulations. Through due diligence, defined responsibilities, integrated processes and regular training, the Company upholds human rights, equality, non-discrimination and ethical conduct, reinforced by a zero tolerance stance on corruption under its Corporate Ethics and Code of Conduct. It conducts due diligence to mitigate risks and comply with regulations such as the UK Modern Slavery Act.

The Company minimises environmental and social risks by applying the precautionary principle. To uphold market integrity, JK Tyre adheres to strict guidelines for fair disclosure of Unpublished Price Sensitive Information (UPSI). Furthermore, the Company is deeply dedicated to human rights, equality, non-discrimination and the eradication of child labour across all operations.

Grievance Redressal

JK Tyre has established comprehensive grievance redressal mechanisms for both internal and external stakeholders, tracking their effectiveness through continuous reviews, periodic review processes and stakeholder feedback. Internal stakeholders can voice concerns through separate channels designed per the Company's guidelines. For external stakeholders, tailored communication channels exist across different groups: investors can access a dedicated website section with contact details for the compliance officer or send an e-mail to investorjktyre@jkmail.com; upstream value chain partners can use the dedicated send an e-mail to grievance@jkmail.com; and customers can raise concerns via a toll-free helpline, e-mail support, or complaint forms available on the website, dealer outlets and distributor networks.

Vigil Mechanism

The Vigil Mechanism/Whistle Blower Policy enables Directors and stakeholders to report fraud, unethical or anti-competitive conduct, or Code of Conduct violations, with safeguards for confidentiality and appropriate escalation.

Embedding Policy Commitments

JK Tyre promotes responsible business conduct by embedding its commitments across organisational levels and integrating them into strategies, policies and procedures. Supported by business relationships and employee training, these efforts are detailed in the BRSR section of the Integrated Annual Report 2025-26.

Governance Policies

- Nomination and Remuneration Policy
- Policy for Determining Materiality of Events
- Policy for Determining Material Subsidiary
- Corporate Social Responsibility Policy
- Archival Policy
- Dividend Distribution Policy
- Vigil Mechanism/Whistle Blower Policy
- Policy on Materiality of Related Party Transactions and on Dealing with Related Party Transactions
- Code of Conduct for the Members of the Board and Senior Management
- Code of Practices and Procedures for Fair Disclosure of UPSI

For more information, please refer to:
https://www.jktyre.com/investor/company-policies

Sustainability-linked Incentives for Executives

REWARDING RESPONSIBLE PERFORMANCE

Leadership accountability converts sustainability commitments into measurable progress, supported by an executive performance framework that cascades sustainability-linked KPIs across leadership and aligns performance evaluation with the Company's sustainability priorities.

For more information on the remuneration policies and process to determine remuneration, please refer to pages 153-154 of the Integrated Annual Report 2025-26.
To know about the annual total compensation received, please refer to page 320 of the Integrated Annual Report 2025-26.



Playground developed and equipped with solar lighting facility by JK Tyre

Embedding ESG Priorities into Performance Management

The Company has formally integrated sustainability-linked KPIs into its performance management framework through Management Performance and Compensation Plan (MPCP), which is applicable to the Management Cadre Staff (MCS) and top management at JK Tyre. Under this framework, performance evaluation, annual appraisals and variable pay are linked to the achievement of defined targets.

Sustainability and ESG-related KPIs are incorporated into the performance scorecards of the MCS cadre and top management through a top-down approach, with targets cascading from the Managing Director to Departmental Heads and subsequently to functional teams. The nature and weightage of these KPIs vary across roles based on their respective responsibilities, ensuring alignment with the Company's key sustainability priorities. Performance against these targets is reviewed on a half-yearly basis, enabling periodic monitoring and reinforcing alignment with the Company's overall sustainability objectives.

For more information on the evaluation of the performance of the highest governance body, please refer to page 151 of the Integrated Annual Report 2025-26.

Cybersecurity Approach

PROTECTING SYSTEMS AND DATA

JK Tyre positions cybersecurity as a strategic enabler of digital transformation, protecting systems, data, intellectual property and connected platforms while strengthening business continuity, regulatory preparedness and stakeholder trust.

3
Information security certifications/frameworks

15+
Cybersecurity or data integrity initiatives undertaken in FY 2025-26

100%
Systems/Functions covered under enhanced digital governance protocols

24×7
Cyber monitoring and incident response capability

Zero
Cases of data breaches in FY 2025-26

57%
TISAX Information Security Management System coverage

ISO 27001:2022
Certified for all plants

ISO 22301:2019
Certified for head office

Information Security

- Risk-based information security programme supported by managed security services, governance mechanisms and technical controls
- Advanced security monitoring, threat detection and incident response capabilities enabling real-time visibility across digital operations
- Identity security, privileged access management and secure access architecture protecting critical systems and enterprise assets
- Regular vulnerability assessments, security analytics, risk prioritisation and remediation tracking to strengthen cyber resilience

Data Protection

- Data classification, encryption, role-based access controls and data loss prevention technologies safeguarding sensitive information
- Secure remote access and third-party connectivity enabled through continuous monitoring of user access and device posture
- Readiness for the Digital Personal Data Protection Act (DPDPA), 2023 supported by strengthened privacy governance and compliance practices
- Structured data governance through life cycle management, retention schedules and classification-based controls
- Transparent consent management supported by explicit opt-ins, granular user controls and a published privacy policy

Business Continuity

- Business continuity and disaster recovery framework supporting operational resilience during cyber and technology-related disruptions
- Backup strategies, disaster recovery arrangements and regular recovery testing for critical business systems
- Continuous enhancement of recovery preparedness and resilience across critical business processes and digital infrastructure

Advanced Cybersecurity Capabilities

- Significant investments in Identity and Access Management (IDAM), Privileged Access Management (PAM), Secure Access Service Edge (SASE) and data protection controls are reducing enterprise-wide cyber risk while strengthening the protection of critical systems and information assets
- Advanced platforms, including Security Operations Centre (SOC), XSIAM/XDR and SIEM/SOAR, enable real-time monitoring, faster threat detection, improved incident response and reduced business impact

Cyber Awareness

- Organisation-wide cyber awareness and behavioural programmes promoting secure digital practices and reducing human cyber risk
- Employee awareness initiatives strengthening cyber vigilance, response discipline and responsible digital behaviour
- Third-party cyber risk management through supplier security assessments, contractual security requirements, continuous monitoring and periodic audits
- Structured remediation and follow-up mechanisms for critical supplier security findings

Incident Response

- Incident response framework covering detection, containment, investigation, notification, recovery and post-incident review
- Advanced monitoring and response capabilities enabling timely identification, containment and resolution of cyber incidents
- External incident response support, tabletop exercises and continuous preparedness reviews strengthening organisational resilience
- Continuous improvement mechanisms supporting enhanced cyber readiness and business continuity

Digital Integrity

- Secure digital ecosystem protecting connected systems across product design, testing, manufacturing and smart mobility platforms
- Protection of design integrity, intellectual property, data flows and connected digital assets through integrated cybersecurity controls
- Secure QR-based traceability, AI-enabled warranty analytics and connected mobility solutions reinforcing product authenticity and customer trust
- Integration of cybersecurity, digital governance and business continuity to strengthen digital resilience, operational reliability and stakeholder confidence

Strengthening Cyber Governance

JK Tyre has adopted the globally recognised NIST Cybersecurity Framework to strengthen governance, risk management and oversight. The Company's cybersecurity priorities enable technology adoption with stronger controls, improved visibility and proportionate safeguards.

Building a Security-first Culture

Through its engagement with M/s Threatcop, the Company conducts periodic cyber awareness campaigns, phishing simulations and targeted training programmes to strengthen employee awareness, reduce human cyber risk and reinforce secure digital behaviours.

Risk Management

BUILDING ORGANISATIONAL PREPAREDNESS

Risk management at JK Tyre is embedded in governance, strategy and operations, enabling the identification, mitigation and monitoring of financial, operational, ESG, IT and cybersecurity risks.



Risk Management Approach

The Risk Management Committee, supported by senior leadership and overseen by the Board, monitors key risks to align with long-term strategy and sustainability priorities. Under its well-defined Risk Management Policy, the Company follows an enterprise-wide process to identify departmental risks, consolidate them in a centralised risk register, and prioritise key risks by impact and likelihood. ESG and climate-related risks are integrated through periodic climate risk assessments, embedding sustainability considerations into decision-making.

Risk Governance

Risk governance is led by the Risk Management Committee, comprising senior management, supported by an Internal Management Committee. Risk portfolios are reviewed category-wise twice a year. Each identified risk has a mitigation plan, functional ownership and periodic effectiveness reviews.

ISO 31000

Certified by Intertek, reaffirming the Company's commitment to globally recognised risk management practices

Identified Risks

Business Continuity and Disaster Management (BCDM)

The Company maintains BCDM plans to strengthen resilience against potential disruptions. No material incidents or operational disruptions occurred during the year. Further details on the risk management framework and key risks are provided in the Risk Management section of the FY 2025-26 Integrated Annual Report.

Uncertain Global Economic Scenario

DESCRIPTION

Global economic volatility may affect demand planning, exports, supply chains and overall business performance.

MITIGATION

Expand the customer base; diversify supply chains and sourcing to strengthen resilience; conduct risk assessments and strengthen supplier relationships to navigate geopolitical uncertainties.

Regulatory Risk

DESCRIPTION

Evolving environmental, safety and product-quality regulations may affect compliance and business continuity.

MITIGATION

Maintain safety, environmental and quality standards, aligned with MoE guidelines for eco-friendly disposal and recycling of ELTs.

Cybersecurity Risk

DESCRIPTION

Increasing digitalisation and evolving cyber threats may affect data security, operational continuity and digital infrastructure.

MITIGATION

Conduct VAPT, strengthen security protocols, monitor systems and build awareness. Maintain ISO 27001:2022 and ISO 22301:2019 certifications to protect digital assets and business continuity.

Supply Chain Risk

DESCRIPTION

Disruptions in sourcing, logistics and shipping networks may impact material availability, exports and operational efficiency.

MITIGATION

Diversify sourcing, optimise logistics costs and secure long-term contracts with shipping lines and ports to ensure uninterrupted exports.

Digital and Technology Risk

DESCRIPTION

Enterprise-wide digital capability initiatives and system upgrades increase the need for robust cybersecurity and system-reliability controls.

MITIGATION

Strengthen IT governance, system redundancy and access controls through regular audits, monitoring and training.

Raw Material Price Volatility

DESCRIPTION

Stable raw material prices supported margin expansion; however, higher oil prices amid geopolitical instability renewed pressure on crude-linked inputs.

MITIGATION

Use forward freight booking, diversify natural rubber sourcing, apply structured cost controls and maintain disciplined market selection.

Evolving Market Dynamics

DESCRIPTION

Premiumisation and EV participation are reshaping market requirements, increasing the need for product differentiation and stronger brand positioning.

MITIGATION

Pursue innovation-led differentiation, expand premiumisation, keep fleet and mobility solutions relevant and invest in marketing.

Trade and Tariff Disruptions

DESCRIPTION

Tariff changes may affect export routes, although geographic diversification and Mexico operations provide resilience.

MITIGATION

Monitor pricing and policies, hedge currency exposure, diversify the geographic mix, undertake FTA-linked demand planning and pursue volume-growth opportunities.

Energy and Decarbonisation Risk

DESCRIPTION

Production growth increases the need to integrate renewable energy and optimise fuel consumption while controlling emissions intensity.

MITIGATION

Increase renewable energy, optimise fuel mix, implement energy-efficiency upgrades and continuously monitor emission intensity.

Integration and Operational Risk

DESCRIPTION

Post-amalgamation consolidation has simplified processes and improved scale efficiency but requires continued organisational and operational alignment.

MITIGATION

Integrate leadership, harmonise systems, rationalise cost structures and align governance mechanisms.

Capacity and Demand Imbalance

DESCRIPTION

Elevated utilisation of radial capacities, reflecting strong demand, may constrain immediate production headroom.

MITIGATION

Calibrate capex, undertake debottlenecking, phase brownfield capacity-enhancement projects and focus on premium segments.

FOCUS



Planet

42 Energy and Emissions Management
50 Climate Risk Assessment
69 Water Stewardship
74 Waste and Circularity
81 Biodiversity Impact



People

88 Human Resources
90 Human Rights and People Policies
95 Occupational Health and Safety
100 Employee Engagement
102 Training and Development
105 Diversity and Inclusion
107 Local Communities and Social Responsibility



Process

118 Green Manufacturing
120 Decoupling Growth from Resources
123 Sustainable Supply Chain



Product

130 Customer Centricity
132 Product Stewardship



Prosperity

140 Economic Performance
143 Market Presence
147 Approach to Tax

PLANET

Advancing Environmental Stewardship

JK Tyre continues to integrate environmental stewardship into its manufacturing operations by improving energy efficiency, conserving natural resources and advancing low-carbon and circular practices. During FY 2025-26, the Company made further progress across renewable energy, emissions management, water stewardship, waste reduction and biodiversity, strengthening operational resilience and supporting sustainable value creation.

Material Topics

- Climate change
- Emissions
- Energy
- Pollution
- Biodiversity and ecosystems
- Water security and management
- Waste management, resource use and circularity, responsible sourcing across value chain

Stakeholders Impacted

Alignment with UN SDGs



Solar panels at a plant location

Energy and Emissions Management

Energy Management

During FY 2025-26, JK Tyre strengthened its energy management through focused conservation initiatives, process optimisation and greater adoption of renewable energy. These efforts enhanced operational efficiency, reduced energy intensity and advanced the Company's decarbonisation journey while reinforcing its commitment to responsible and sustainable manufacturing.

8.25
Energy intensity (GJ/tonne)

~46%
Renewable power

~36%
Renewable energy

~31%
Biomass in thermal fuel mix

100%
LED-based lighting across manufacturing plants

44,475 GJ
Energy saved through ENCON projects

Total Energy Consumption

Energy Intensity (GJ/tonne)

FY26	8.25
FY25	9.25
FY24	8.70

Non-renewable Fuel (GJ)

FY26	20,31,757
FY25	20,51,150
FY24	22,44,798

Renewable Fuel (GJ)

FY26	9,29,756
FY25	10,78,006
FY24	7,32,826

Renewable Electricity* (GJ)

FY26	7,28,282
FY25	5,86,295
FY24	5,47,866

**(Wind/Solar, Generated/Purchased)*

Non-renewable Electricity (GJ)

FY26	8,64,236
FY25	8,57,139
FY24	9,15,033

Renewable Energy Consumption (%)

FY26	36.41
FY25	36.40
FY24	28.84

GHG Inventory

The Company is taking proactive steps to decarbonise its value chain and reduce its carbon footprint in line with established ESG targets. It prepares an annual emissions inventory in accordance with ISO 14064, independently verified by BSI. The FY 2025-26 verification certificate is available through the attached link.

Energy Conservation

JK Tyre implemented a series of energy conservation (ENCON) projects to enhance efficiency, optimise performance and reduce energy consumption. These initiatives focused on improving thermal efficiency, upgrading equipment, optimising utilities and strengthening process controls, contributing to measurable savings.

5,145 tCO_2e
Emissions avoided through ENCON projects

Key Projects of FY 2025-26

- **Condensate Recovery for Fuel Efficiency:** Jet pump-based condensate recovery from the curing process was extended to route recovered hot condensate to the boiler deaerator, reducing steam demand and fuel consumption
- **Thermal Insulation in Curing:** Platen press insulation was upgraded on a curing press, reducing heat loss and improving thermal efficiency
- **Variable Frequency Drives (VFDs) and Process Optimisation:** VFDs were installed on the retreading air compressor, curing-section underground blowers, Banbury mixer dust collectors and a four-roll calendar warm-up mill, enabling load-based power modulation; control-system optimisation was carried out on a Banbury mixer's cooling/temperature-control unit to reduce energy consumption
- **Replacement of Motors and Pumps:** Old, rewound and oversized motors and pumps, including a dual-extruder drive motor, a dump-mill motor, a slip-ring mill motor, hydraulic, hot well and vacuum pumps, a cooling-tower pump set and a DM-water transfer pump, were replaced with IE3/IE4 energy-efficient, right-sized alternatives, in several cases paired with VFDs, reducing power draw and pumping losses
- **Energy-efficient Fan and Blower Upgrades:** Conventional curing-area blowers and process fans were replaced with energy-efficient and EC (electronically commutated) fan units, lowering auxiliary power consumption
- **Air Handling System (AHU) Enhancement:** AHU spray systems and AHU fans were upgraded to improve HVAC efficiency and reduce electrical load in air circulation and cooling operations
- **Compressed Air System Optimisation:** Air shut-off valves were installed on equipment to eliminate unnecessary compressed-air consumption during idle periods
- **Steam Trap Optimisation:** Conventional float-type steam traps were replaced with advanced TLV traps, reducing steam loss and enhancing thermal system efficiency

Advancing Energy Efficiency

- **Using Green Fuels:** Dedicated biomass-feeding systems were commissioned in process boilers at two manufacturing locations, enabling the progressive substitution of fossil coal with biomass for thermal energy generation.
- **Maximising Renewable Energy:** The Company continued to increase the use of renewable power and biomass across its operations, supporting its transition towards a cleaner energy mix
- **100% LED-based Lighting:** All manufacturing plants continued to operate with 100% LED-based lighting, sustaining the energy savings achieved through the Company's plant-wide lighting retrofit programme

Energy Policy

Under the mission statement on sustainable growth, the management has articulated its intention to 'reduce the specific consumption of energy and water by 2-5% every year over the next ten years.' This policy was formally endorsed and signed in 2021 by the Director and President – International Operations.

In line with this commitment, the Company establishes annual targets for the reduction of specific energy consumption, which are reviewed periodically. These overarching goals are further translated into plant-wise targets and communicated to respective plant teams.

Based on these targets, the Company identifies and implements energy reduction initiatives, with a strong focus on capacity optimisation to minimise machine idling.

>90%
Capacity utilisation

Energy Optimisation

JK Tyre adopts a multi-pronged approach to optimise energy consumption by combining energy conservation projects, greater adoption of renewable energy and operational efficiency improvements. These initiatives enable the Company to reduce energy intensity, improve resource efficiency and advance its long-term decarbonisation goals.

- **ENCON Projects**

  The Company has implemented various energy conservation (ENCON) projects. The savings achieved and the broader categories of these initiatives have been outlined earlier.

- **Increasing Renewable Energy Share**

  In FY 2025-26, biomass accounted for 31.39% of the total fuel mix, while renewable power contributed 45.73% of total electricity consumption, resulting in an overall renewable energy share of 36.41%.

- **Capacity Optimisation**

  The Company continues to emphasise capacity optimisation by minimising machine idling and improving overall operational efficiency.



Accelerating the Low-carbon Transition

Energy and emissions management is central to JK Tyre's environmental strategy, combining renewable energy integration, fuel optimisation, energy efficiency and long-term climate targets to reduce carbon intensity and strengthen operating resilience. In FY 2025-26, JK Tyre increased renewable energy usage, improved its power mix and reduced reliance on conventional fuels despite higher production, reinforcing progress towards its medium- and long-term climate ambitions.

EcoVadis Silver Rating

Achieved an EcoVadis Silver Rating during FY 2025-26, placing JK Tyre in the 93rd percentile globally with an overall score of 77/100, including an environment score of 89/100, recognising strong sustainability performance across key ESG dimensions.

CareEdge ESG Rating

Awarded the CareEdge ESG 1+ Rating with an overall score of 81.2, significantly outperforming the industry average of 67.4, reflecting the Company's robust ESG governance, risk management and sustainability performance.



Biomass processing

Emissions Management

JK Tyre continued to strengthen its emissions management approach during FY 2025-26 by integrating operational efficiency with climate action initiatives. During the year, the Company surpassed its long-term internal target of achieving a 50% reduction in carbon emission intensity from the FY 2017-18 baseline by recording a 53.85% reduction, achieving the milestone ahead of its 2030 target. Continued investments in energy efficiency, cleaner energy sources and operational discipline supported this achievement while maintaining business growth.

11.83%
Reduction in absolute Scope 1 & 2 GHG emissions over FY 21 base year (per SBTi)

53.85%
Reduction in carbon emission intensity (Scope 1 + 2) from FY18 level

3.88 tCO_2e
Scope 3 intensity per tonne of finished product

Strengthening Product-level Environmental Transparency

During FY 2025-26, JK Tyre became the first Indian Tyre Manufacturer to publish environmental product declarations for three facilities (Vikrant, Laksar and Chennai), strengthening product-level environmental transparency and readiness for disclosure-led customer and regulatory expectations.

Higher Production, Lower Carbon Intensity

JK Tyre reduced its Scope 1 and Scope 2 carbon emission intensity despite an 11.6% increase in production volumes, driven by energy conservation, process optimisation and efficient capacity utilisation.

GHG Emission Intensity

Per Unit of Production*

tCO_2e/tonne of finished product

FY26	0.66
FY25	0.74
FY24	0.88

Per Unit of Revenue#

tCO_2e/₹ Crore of revenue from operations

FY26	24.77
FY25	29.11
FY24	36.34

**(Scope 1+2)*
#Total Scope 1+2 GHG emissions/Revenue from operations

Scope 3 Emissions

JK Tyre strengthened its GHG emissions governance by completing a comprehensive Scope 3 inventory covering Categories 1, 2, 3, 4, 5, 6, 7, 9 and 12, while further enhancing the accuracy, transparency and robustness of emissions reporting through refined quantification methodologies, including the adoption of a hybrid approach for Category 1 (Purchased Goods and Services). The Company also expanded independent reasonable assurance to purchased goods and services, capital goods and waste generated in operations, resulting in reasonable assurance coverage across all applicable reported Scope 1, Scope 2 and Scope 3 GHG emission categories.

Scope 1 Direct GHG Emissions (tCO_2e)

Emissions Category	FY 2023-24	FY 2024-25	FY 2025-26
Coal	2,52,056	1,81,982	1,82,824
Diesel	1,003	913	903.62
Petrol	25	33	41.71
Fire extinguishers	2	0.98	2.50
Air conditioners	4,572	5,493	5,254.63
LPG	4,952	3,686	2,498.06
FO (Fuel oil)	46	0.16	0.19
Acetylene	9	8.22	10.07
PNG	0	0	21.06
Total	**2,62,666**	**1,92,117**	**1,91,555.84**

All values are calculated per ISO 14064 norms and considering the emission factors of IPCC, with operational control. The gases, whether CO_2, CH_4, N_2O, HCFC, HFC, SF_6, are considered for calculation as the CO_2 equivalents are used from IPCC.

Note: Independently verified by BSI India to a reasonable level of assurance per ISO 14064-3 2019. For more details, please refer to ISO Certifications and Assurance Statement on page 166.

Scope 2 Indirect GHG Emissions (tCO_2e)

Market-based

FY26	1,70,446
FY25	1,73,095
FY24	1,87,032

Location-based

FY26	2,89,358
FY25	2,73,119
FY24	2,94,050

All values are calculated as per ISO 14064 considering the emission factors of CEA, with operational control. All gases, whether CO_2, CH_4, N_2O, HCFC, HFC, or SF_6, are considered for calculation as the CO_2 equivalents are used from CEA.

Note: Independently verified by BSI India to a reasonable level of assurance per ISO 14064-3 2019. For more details, please refer to ISO Certifications and Assurance Statement on page 166.



Category	Particulars	Unit	FY 2025-26	FY 2024-25	FY 2023-24	Methodology	Audited by Third Party
1	Purchased goods and services	tCO_2e	17,93,902.37	1,219,118	1,332,780	Hybrid method	Yes*
2	Capital goods	tCO_2e	99,814.80	4,123.44	432.41	Spend based	Yes*
3	Fuel- and energy-related activities (not Included in Scope 1 or Scope 2)	tCO_2e	1,19,303.34	123,929	138,434	Average data method	Yes*
4	Upstream transportation and distribution	tCO_2e	71,268.12	53,449	88,307	Distance-based method	Yes*
5	Waste generated in operations	tCO_2e	307.9	324.75	310.16	Waste type specific method	Yes*
6	Business travel	tCO_2e	3,367.01	1,467	655	Distance-based method	Yes*
7	Employee commute	tCO_2e	1,357.19	1,353	1,435	Distance-based method	Yes*
8	Upstream leased assets	tCO_2e	NA	NA	NA		Yes*
9	Downstream transportation and distribution	tCO_2e	54,287.46	49,798	47,513	Distance-based method	Yes*
11	Use of sold products	tCO_2e	NA	NA	NA		Yes*
12	End-of-life treatment of sold products	tCO_2e	-1,04,835.75	-94,032	-98,252	Use end of life emission factor on basis of LCA	Yes*
13	Downstream leased assets	tCO_2e	NA	NA	NA		Yes*
14	Franchises	tCO_2e	NA	NA	NA		Yes*
15	Investments	tCO_2e	NA	NA	NA		Yes*

**Reasonable assurance*

Note: Independently verified by BSI India to a reasonable level of assurance per ISO 14064-3 2019. For more details, please refer to ISO Certifications and Assurance Statement on page 166.

Roadmap to Net Zero

JK Tyre's net-zero roadmap for 2050 combines operational efficiency, technology deployment and value-chain action. It targets 100% renewable electricity under RE100 and ~70-80% renewable thermal energy, supported by BESS, energy-efficiency measures, circular practices and greater use of recycled and low-carbon materials. The Company is also advancing fleet electrification, supplier localisation, high-quality carbon removals, selected offsets and carbon capture where appropriate. Digitised sustainability systems and science-based targets guide progress. As India's first tyre company to receive CFV certification and a pioneer in science-based targeting, JK Tyre seeks to ensure that its commitments remain measurable, credible and verifiable. Although carbon capture technologies are not currently deployed, the Company continues to evaluate emerging solutions as part of its long-term decarbonisation strategy and remains committed to achieving net zero emissions by 2050.

44,240 tCO_2e

A Company-wide carbon sequestration study inventoried ~1.07 mn plants and quantified the standing carbon stock

Zero

Carbon credits purchased in FY 26



Forest grown with Miyawaki technique

Strategy for Emission Reduction

JK Tyre's decarbonisation strategy is built on four levers applied across its operations: increasing renewable energy, switching to low-carbon fuels and improving energy and process efficiency. Together, these levers reduce the carbon intensity of manufacturing and advance the Company's net-zero ambition.

LEVER 1 — Increasing Renewable Energy

Expanding the share of renewable electricity across plants through rooftop solar, group-captive and open-access power-purchase arrangements and round-the-clock renewable sourcing where feasible.

Progressively raising the renewable share of total power towards the Company's RE100 commitment, prioritising the most energy-intensive sites.

LEVER 2 — Switching to Low-carbon Fuels

Substituting high-carbon thermal fuels with lower-emission alternatives like biomass/agri-residue briquettes in boilers and piped natural gas in place of furnace oil and coal-based heat where infrastructure allows.

Progressively lowering the fossil share of process heat and exploring low-carbon fuels for internal logistics and fleet.

LEVER 3 — Improving Energy and Process Efficiency

Continuous energy-efficiency improvement through waste-heat recovery, high-efficiency motors and variable frequency drives (VFDs), compressed-air and utility optimisation and process-level interventions in energy-intensive curing and mixing.

Reducing specific energy consumption per tonne of product, supported by an energy-management system and structured monitoring.

LEVER 4 — Reducing Scope 3 Emissions Across the Value Chain

Prioritise Category 1 (Purchased Goods & Services) through sustainable material sourcing, lower-carbon materials and supplier engagement.

Reduce Categories 4 and 9 (Transportation & Distribution) emissions through logistics optimisation and adoption of lower-carbon transport solutions.

Lower Category 3 (Fuel- and Energy-related Activities) emissions through continued Scope 1 and Scope 2 decarbonisation.

Manage Categories 5, 6 and 7 through waste reduction, business travel optimisation and promotion of low-carbon commuting.

Reduction Levers Mapped to Scope 3 Categories

	Cat 1 83.7%	Cat 3 5.6%	Cat 2 4.7%	Cat 4 3.3%	Cat 9 2.5%	Cat 6+7 0.2%
Design-stage LCA and material selection	●		○			
Bio-based and lower-carbon material substitution	●					
Supplier renewable energy transition	●		○			
Primary supplier LCA data (inventory precision)	●		○			
Sourcing localisation	○			●		
Logistics fleet transition to EV/low-carbon fuel				●	●	
Route and load optimisation				○	●	
Travel avoidance and low-carbon commuting						●
Scope 1 & 2 decarbonisation (RE100, biomass)		●				

● *Primary lever for the category*
○ *Supporting effect*

Air Emissions Management

JK Tyre adopts a compliance-driven and efficiency-focused approach to minimise SO_x, NO_x and PM, in line with CPCB and SPCB regulations. High-efficiency pollution control systems, including electrostatic precipitators (ESPs), dust collectors with condition-based maintenance, wet scrubbers for gaseous particulate control and bag filters are deployed and optimised to ensure control of particulate emissions and adherence to prescribed norms. Control of NO_x emissions is achieved through optimised combustion practices, including precise air-fuel ratio management and process control improvements, while SO_x emissions are managed through a strategic shift towards cleaner fuels and improved quality.

~20%

YoY reduction in air emissions*

Emission Control Infrastructure

JK Tyre actively manages key air pollutants, including SO_x, NO_x and total particulate matter (TPM), in compliance with applicable statutory requirements and third-party verification. The Company's emission control infrastructure comprises:

- **Electrostatic Precipitators (ESP):** Equipped with periodic preventive maintenance to enhance particulate removal efficiency
- **Bag Filters:** Installed for effective capture of fine particulate matter through routine inspection and maintenance
- **Dust Collectors:** Maintained through condition-based monitoring to optimise operational performance
- **Wet Scrubbers:** Deployed to control gaseous pollutants and particulate emissions from designated processes

Parameter	UoM	FY 2025-26
NOx	tCO_2	324.61
SOx	tCO_2	170.76
Particulate Matter (PM)	tCO_2	171.49
Persistent Organic Pollutants (POP)	-	NA
Volatile Organic Compounds (VOC)	tCO_2	NA
Hazardous Air Pollutants (HAP)	-	NA

- **Continuous Emissions Monitoring Systems (CEMS):** Installed across key emission sources to enable real-time monitoring of non-GHG emissions based on pollutant concentrations and stack gas flow rates

3%

Internal YoY reduction target in stack emissions across all facilities*

Air Quality Monitoring Programme

JK Tyre's comprehensive Air Quality Monitoring Programme across all manufacturing facilities ensures compliance with ISO 14001 and the Air (Prevention and Control of Pollution) Act. This includes:

- **Ambient Air Quality Monitoring:** Conducted quarterly by accredited third-party agencies to monitor air quality at plant peripheries. Key parameters include SO_2, NO_x, PM_{10}, $PM_{2.5}$, O_3, Pb, CO, NH_3, C_6H_6, As, Ni and VOCs, with select ones monitored annually
- **Stack Emissions Monitoring:** Quarterly monitoring of boilers, DG sets and process stacks, supported by CEMS, to assess SO_2, NO_x, CO, CO_2, O_2 and PM emissions
- **Indoor Air Quality Monitoring:** Conducted semi-annually across production and utility areas, with annual monitoring of parameters including relative humidity, temperature, CO_2, CO, $PM_{2.5}$, O_2 and VOCs

Monitoring is carried out using calibrated equipment and accredited laboratories, with records maintained for three years. Results are reviewed at plant and corporate levels and corrective and preventive actions are implemented wherever required to ensure emissions remain within applicable limits.

Leak Detection and Repair (LDAR) Programme

JK Tyre's LDAR Programme complies with ISO 14001:2015 and its Air Emission Management SOPs to identify, monitor and minimise fugitive emissions.

- **Coverage:** Process areas such as mixing, curing and chemical storage; equipment including valves, flanges, pumps, compressors, tanks and pipelines; and utility areas comprising boilers, DG sets and coal handling facilities
- **Detection:** Periodic monitoring using calibrated portable gas detectors and VOC analysers, supported by annual VOC surveys, visual, olfactory and ultrasonic inspections and integration with preventive and condition-based maintenance programmes
- **Repair Protocol:** Identified leaks are logged immediately, assessed within four hours and repaired within 24-48 hours. Repairs are verified and documented within 24 hours, while critical leaks are isolated and prioritised for immediate corrective action

*FY 2025-26 versus FY 2024-25

Environmental Nuisance Management

Clean Operations Policy

JK Tyre is committed to minimising environmental nuisance through responsible operational practices and effective environmental management. The Company follows a strict no open burning policy across all manufacturing facilities, while horticultural waste is sustainably utilised in boilers to support responsible waste handling. Process controls, closed-loop systems and appropriate emission management practices help minimise environmental impacts associated with manufacturing operations.

Noise Control

Environmental noise is managed through preventive engineering controls, continuous monitoring and compliance with applicable regulatory requirements. Ambient noise monitoring is conducted periodically by accredited third-party agencies in accordance with Central Pollution Control Board (CPCB) and relevant statutory standards. Acoustic enclosures, vibration-dampening measures, equipment optimisation and predictive maintenance help minimise operational noise, while smart sensors enable continuous monitoring of temperature, vibration, pressure and noise to facilitate timely corrective action. Dense green belts surrounding manufacturing facilities further serve as natural noise barriers.

Odour and Light Management

JK Tyre adopts a multi-layered approach to minimise odour and light pollution across its operations. Closed-loop systems, effective ventilation and process controls reduce odour emissions during manufacturing, while the use of low-VOC raw materials and emission control measures further support cleaner operations. The Company's manufacturing processes do not generate significant odour. All manufacturing facilities continue to operate with energy-efficient LED lighting, while downward-facing fixtures and automated controls minimise glare and light spill beyond plant boundaries.

Governance and Compliance

Environmental performance is supported through regular internal audits, third-party monitoring and compliance with applicable environmental regulations and management system standards. Findings are reviewed at both plant and corporate levels, with corrective actions tracked to closure. The Company's environmental management framework encompasses greenhouse gas management, emissions monitoring, target setting, periodic performance reviews and independent verification to strengthen environmental governance and regulatory compliance.

Building Capacity for the Future

JK Tyre continues to strengthen employee awareness and capability through structured training programmes on energy conservation, greenhouse gas management and climate action.

>80%

Employees trained on energy conservation





Energy conservation audit

Climate Risk Assessment

Climate Governance

Board Oversight

Board-level oversight of sustainability and climate-related matters is provided by the Corporate Social Responsibility and Sustainability Committee, comprising three Directors, including one Independent Director and two Executive Directors. During FY 2025-26, the Committee met twice to review the Company's sustainability strategy, priorities, performance and key ESG initiatives. Complementing this oversight, the Risk Management Committee, comprising four Directors, including two Non-Executive Independent Directors and two Executive Directors, oversees the integration of ESG and climate-related risks into the Company's enterprise risk management framework, with support from senior management.

Together, the Committees provide strategic direction on sustainability and climate-related matters, oversee the integration of ESG considerations into business strategy, risk management and decision-making and monitor progress against the Company's sustainability objectives. This governance framework reinforces accountability, strengthens organisational resilience and supports the Company's commitment to responsible growth and long-term value creation.

Management Oversight

At the management level, the Internal Risk Management Committee, comprising functional heads, oversees the identification, assessment and monitoring of enterprise risks, with ESG considerations integrated into the Company's risk management processes. The Committee maintains the enterprise risk heat map, categorises risks, assigns ownership and monitors mitigation measures, reporting to the Group Chief Sustainability Officer. It is supported by the Corporate ESG team and plant-level functional leads.

Sustainability performance is embedded within the annual Management Performance and Compensation Plan (MPCP), under which the Managing Director and Chief Executive Officer's scorecard includes a dedicated Sustainability Mission Key Result Area (KRA) with defined weightage. These objectives cascade across functional heads and teams through aligned KPIs, linking sustainability performance to annual performance evaluations and compensation. This governance approach reinforces accountability and supports the effective execution of the Company's sustainability priorities.

Governance Structure

Apex: Board-level Oversight

CSR and Sustainability Committee

3 Directors (1 Independent and 2 Executive)
Role: Apex oversight of sustainability and climate matters

Risk Management Committee

4 Directors (2 Non-Executive Independent and 2 Executive) and a senior executive (CFO)
Role: Integration of ESG and climate risks into ERM

Management-level Governance

Group Chief Sustainability Officer

Internal Risk Management Committee

Role: Functional heads responsible for maintaining the risk heat map, categorising risks and assigning ownership

Implementation and Execution

Corporate ESG Team

Plant-level Functional Leads

Integration Across the Risk Framework

- **Governance Integration:** Climate risks are governed at Board level through the CSR & Sustainability and Risk Management Committees, ensuring alignment with the Company's net-zero and intermediate targets
- **Operational and Strategic Integration:** Site-level scenario findings feed strategic decisions on capital investment, infrastructure, energy sourcing and resilience planning
- **Financial Integration:** Climate risk exposure, including scenario findings and potential carbon-pricing implications, is considered within financial planning

Climate Strategy

JK Tyre recognises that climate change presents both material risks to business continuity and opportunities to strengthen competitiveness in a decarbonising economy. As a water- and energy-intensive manufacturer, the Company's resilience depends on securing its resource base, adapting its operations to a changing climate and innovating its products and processes towards a low-carbon future. The Company's strategic response is built on three commitments — adapting, innovating and securing.

JK Tyre's Commitments to Climate Strategy

Adapting

Assessing the physical and transition risks to each manufacturing site through scenario analysis and integrates the findings into operational planning, capital allocation and site strategy. Adaptation measures focus on water security, heat resilience and flood- and cyclone-preparedness at exposed plants, so that operations remain robust across a range of climate futures.

Innovating

Driving innovation to lower the carbon intensity of its products and operations: expanding renewable energy, switching to low-carbon fuels, improving energy and process efficiency, advancing sustainable raw materials and low-rolling-resistance tyre technologies and strengthening traceability across the natural-rubber value chain.

Securing

Ensuring its long-term viability by managing climate-related risks, capturing opportunities in the transition to low-carbon mobility and ensuring the sustainable supply of the water, energy and raw materials on which manufacturing depends. This includes a commitment to water neutrality and to net-zero operations, supported by robust governance and enterprise risk management.

Developing a Climate-resilient JK Tyre

Physical Resilience

The Company's resilience strategy addresses the physical impacts of climate change: strengthening water and energy security, hardening infrastructure at flood- and cyclone-exposed sites and reinforcing business-continuity planning, so operations remain adaptable to extreme weather and long-term climate shifts.

Decarbonisation

The Company's decarbonisation plan provides the foundation for a net-zero transition and for meeting the growing expectations of customers, OEMs, regulators and investors, while improving operational efficiency.

Understanding Climate Exposure

JK Tyre has undertaken a scenario-based climate risk assessment to examine how physical hazards and the transition to a lower-carbon economy may affect its operations, value chain and long-term resilience. The assessment follows the recommendations of the Task Force on Climate-related Financial Disclosures and incorporates select requirements of IFRS S2, creating a traceable basis for identifying exposure, testing resilience and informing strategic decisions.

Physical hazards are evaluated at site level using published climate tools and then consolidated into a Company-level view.

Transition risks are considered separately through policy, technology, market and reputation pathways. Financial implications are expressed as bands rather than point estimates in this assessment cycle.

Climate Scenarios

Two independent scenario families are used: one for physical risk (driven by warming pathways) and one for transition risk (driven by policy and market pathways). Physical scenarios are anchored on the IPCC AR6 Shared Socioeconomic Pathways; transition scenarios on the NGFS scenarios.

- **Physical Scenarios (Warming Ladder):** SSP1-2.6 ('low/net-zero-aligned', ~1.8° Celsius by 2100), SSP2-4.5 ('central', ~2.7° Celsius) and SSP5-8.5 ('high/stress tail', ~4.4° Celsius). SSP5-8.5 is retained solely as the high-end stress case, consistent with IPCC AR6 and the current scenario literature, it is not treated as the expected pathway.
- **Transition Scenarios:** NGFS Phase V, current policies (only implemented policies preserved; lowest transition risk), fragmented world (delayed and divergent policy action, adopted as the Company's base case) and Net Zero 2050 (~1.5° Celsius through immediate, stringent policy; highest transition risk).

Climate-related Capital Expenditure

The Company assesses the potential financial implications of climate-related risks using defined impact bands based on estimated annual financial exposure. These bands support a consistent evaluation of risk materiality and help inform mitigation planning, capital allocation and management decision-making.

Physical Risk Assessment

Physical risk is assessed at two levels: a baseline hazard screen across all hazards and sites and a scenario-resolved, Company-normalised matrix for the quantified hazards. JK Tyre adopts a structured, science-based approach to assess how physical climate risks may affect operations, supply chain and resilience. The assessment combines baseline hazard screening with forward-looking climate scenario analysis to evaluate current and future exposures across locations. Baseline assessments consider water stress and depletion, extreme heat, changing precipitation, flooding, cyclones and drought, providing an understanding of site-specific vulnerabilities and supporting the identification of priority climate risks. Building on the baseline assessment, JK Tyre evaluates the evolution of physical risks under IPCC climate scenarios (SSP1-2.6, SSP2-4.5 and SSP5-8.5) across short-, medium- and long-term time horizons. The assessment indicates that water-related risks remain the Company's most significant physical climate challenge, while extreme heat is projected to intensify under higher warming scenarios. Changing precipitation patterns, flooding and cyclone risks present location-specific operational challenges, reinforcing the importance of continued investments in water stewardship, resilient infrastructure, energy efficiency and business continuity measures.

Time Horizons

Horizon	Period	Anchor
Short-term	0-3 years (to 2030)	Near-term internal GHG-intensity and renewable-energy targets
Medium-term	3-10 years (2030–2040)	Absolute reduction/Scope 3 target window
Long-term	10-20 years (to 2050)	Net-zero horizon; RE100/long-dated capital and siting decisions

Tools and Data Sources

Hazard Layer	Tool	Purpose and Resolution
Water	WRI Aqueduct 4.0	Six water-risk parameters (stress, seasonal variability, supply, demand, inter-annual variability, depletion) at HydroSHEDS sub-basin level, projected to 2030 and 2050 under three scenarios
Heat	World Bank CCKP (CMIP6)	Annual count of hot days >35° Celsius at plant coordinates, baseline and two future windows across all SSPs
Flood, Cyclone, Seismic, Drought (Screen)	ThinkHazard! + geographic screen	Present-day, admin-2 categorical hazard classification. Static, no scenario projection, so treated as a baseline screen

Band*	Annual Financial Impact	Interpretation
Low	<₹ 5 Cr	Manageable within normal operating budgets
Medium	₹5-15 Cr	Requires planned budget provision and management attention
High	>₹15 Cr	Material; requires capital planning and Board visibility

**Bands are assessed on an annual basis over the horizon indicated. Where a risk or opportunity spans more than one horizon, the band is stated for each horizon separately rather than aggregated.*

Baseline Hazard Screen (Per Site)

The table summarises the baseline exposure of each manufacturing site to key physical hazards. Water stress, water depletion and extreme heat are based on current conditions, whereas flood, cyclone and drought are indicative geographic screening results requiring site-specific validation. Seismic risk is included for completeness as a non-climate hazard. Arrows indicate the expected direction of change in climate-related hazards under future warming scenarios.

Hazard	P1	P2	P3	P4	P5
Water risk	Extremely High	Extremely High	Extremely High	Extremely High	Extremely High
Water stress	Extremely High	High	Extremely High	Extremely High	Extremely High
Water depletion	High	Low-Medium	Extremely High	Medium-High	Extremely High
Extreme heat (baseline)	High	Low	Moderate	Low	High
Groundwater decline ↑	Low	Low	Low	Medium-High	Extremely High
Urban/Pluvial flood ↑	High	Low-Medium	Low	Medium-High	Low
Riverine flood ↑	Medium	Low	Low	High	Low
Cyclone →	High	Low	Low	Low	Low
Drought ↑	Medium	Low-Medium	High	Low-Medium	Medium-High
Seismic (non-climate)	Low-Medium	Low-Medium	Low	High	Low-Medium

Company-normalised Physical-risk Matrix (Scenario × Horizon)

The matrix below presents the Company's physical climate risk profile across different climate scenarios and time horizons. Physical risks remain broadly consistent across scenarios in the short and medium term, reflecting committed climate impacts, while projections diverge by 2050, particularly for extreme heat. Water-related risks remain severe across all scenarios, underscoring the need for continued adaptation and resilience measures. Risk ratings are based on modelled site-specific projections where available; where credible projections are unavailable, assessments are based on current baseline conditions and expert judgement (EJ). Seismic risk is included separately as a non-climate hazard and is excluded from the climate scenario analysis.

Hazard (Driving Sites)	Base	SSP1-2.6 (Low)		SSP2-4.5 (Central)			SSP5-8.5 (High Tail)		
S = Short (2030) · M = Medium (2030-40) · L = Long (2050)		S	M	L	S	M	L	S	M	L
Water stress	EH	EH	EH	EH	EH	EH	EH	EH	EH	EH
Water depletion	EH	EH	EH	EH	EH	EH	EH	EH	EH	EH
Extreme heat	H	H	H	VH	H	H	VH	H	H	EH
Changing precipitation	Mo	Mo	Mo	H	Mo	Mo	H	Mo	Mo	H
Drought	H	H	H	H	H	H	H	H	H	H
Urban/Pluvial flood	H ↑	H	H	H	H	H	H	H	H	H
Riverine flood	H ↑	H	H	H	H	H	H	H	H	H
Cyclone	H →	H	H	H	H	H	H	H	H	H
Groundwater decline*	EH	Trend	Trend	Trend	Trend	Trend	Trend	Trend	Trend	Trend
Sea-level rise	L	L	L	L	L	L	L	L	L	L
Seismic	H	n/a	n/a	n/a	n/a	n/a	n/a	n/a	n/a	n/a

Low/L | Moderate/Mo | High/H | Very High/VH | Extremely High/EH

**Observed baseline trend (cm/yr), not scenario-projected. Cells marked 'Trend': the trajectory continues unless abstraction changes, largely independent of warming pathway.*

Physical Risk: Effects, Impacts and Mitigation

Climate-related Risk: Water Stress and Drought

Timeframe	Financial Implications
Short-long	S: Low
	M: Low
	L: Low

DESCRIPTION OF EFFECTS

Most manufacturing sites are in basins with extremely high baseline water stress, with some also facing severe groundwater depletion and periodic dry spells. This exposure persists across all warming scenarios. Water scarcity can constrain process cooling and ETP/ZLD operations, while increasing dependence on groundwater and third-party supply, operating costs, regulatory scrutiny and community expectations around shared resources.

IMPACTED ACTIVITIES AND VALUE CHAIN

- Process cooling and utilities
- Effluent/ZLD operations
- Procurement and cost
- Community relations

MITIGATION AND ADAPTATION

JK Tyre operates a four-pronged water strategy, committed to water neutrality by 2035:

Reduction

- YoY reduction of specific water consumption, benchmarked against best-in-class
- Global benchmark in sectoral water consumption
- Real-time digital water metering across plants to quantify consumption at all high-use points
- Periodic water audits to identify and target areas for immediate reduction

Reuse and Treatment

- ETPs and STPs at all plants
- Multi-effect evaporators (MEE) deployed organisation-wide
- All the plants operate on ZLD , whereas four out of five plants are certified for ZWTL by third party, ensuring complete reuse of treated wastewater
- Closed-loop systems maximising recycling of process and cooling water within the plant
- Use of TTRO water and treated colony/township wastewater at select locations, reducing freshwater intake

Recharge

- Rainwater harvesting through storage and percolation pits to recharge groundwater
- Beyond-the-fence augmentation
- Watershed restoration with local stakeholders to strengthen shared-resource resilience in surrounding catchments

Climate-related Risk: Extreme Heat

Timeframe	Financial Implications
Short-long	S: Low
	M: Low
	L: Low

DESCRIPTION OF EFFECTS

Hot days (>35 °C) are increasing across several sites, exceeding 150 annually at the most exposed location by 2050 under a high-warming pathway. This can reduce productivity and increase heat-stress risk, particularly in curing and mixing areas, while raising cooling and process-energy loads, shortening equipment life, and affecting process stability and product consistency. Heat shows the greatest long-term sensitivity to the warming pathway.

IMPACTED ACTIVITIES AND VALUE CHAIN

- Workforce productivity
- Process energy and cooling load
- Equipment maintenance
- Product quality

MITIGATION AND ADAPTATION

Worker Heat-safety

- Hydration stations and drinking-water points
- ORS provision in curing and high-heat zones, modified shift patterns with scheduled rest breaks and dedicated restrooms to prevent heat-related illness and protect productivity

Passive Building Design

- Plants designed on green-building principles with good cross-ventilation and exhaust to reduce heat entrapment; supported by fans, coolers and exhaust systems in work areas

Green Buffer Zones

- Large green belts maintained around plants, over and above regulatory requirements, to lower ambient temperature and provide shaded buffer

Energy-efficiency Programme

- Structured year-on-year energy-saving projects reducing cooling and thermal loads, including VFDs and process-control optimisation, high-efficiency (IE3/IE4) motors and pumps, EC/ energy-efficient fans and blowers, AHU upgrades, compressed-air and steam-trap optimisation, 100% LED lighting and rooftop solar

Process-temperature Control and Product Quality

- Continuous monitoring and control of temperature throughout the manufacturing process to safeguard product quality, with critical-machinery redundancy and spare-parts backup to maintain continuity during heat-driven stress

Material Protection

- Raw materials and finished products stored in covered, temperature-managed warehousing to prevent heat-induced degradation

Climate-related Risk: Changing Precipitation Patterns

Timeframe	Financial Implications
Medium-long	S: Low
	M: Low
	L: Low

DESCRIPTION OF EFFECTS

Annual rainfall is projected to remain broadly stable, but single-day extremes are expected to intensify at most sites by 2050, concentrating rainfall into shorter, heavier bursts. This can overwhelm drainage, cause localised waterlogging, disrupt monsoon logistics and complicate inventory planning.

IMPACTED ACTIVITIES AND VALUE CHAIN

- Stormwater and drainage capacity
- Inbound/outbound logistics
- Raw-material inventory planning

MITIGATION AND ADAPTATION

Elevated Site Design

- Plants built at raised plinth levels relative to surrounding ground, reducing exposure to surface-water ingress and pluvial flooding during intense rainfall

Stormwater Drainage

- Well-connected, adequately sized storm-drainage networks evacuate peak runoff quickly, limiting waterlogging and production disruption

Rainwater Harvesting and Storage

- RWH with storage capacity across all sites captures peak rainfall, reducing drainage load and converting excess into a recharge/ reuse resource

Pre-monsoon Drain Readiness

- Periodic desilting and cleaning of storm drains and channels ahead of the monsoon to maintain full carrying capacity during peak-intensity events

Design Against Intensifying Extremes

- Drainage and storage capacity assessed against intensifying short-duration (1-day) rainfall extremes, consistent with the changing-precipitation projection

Climate-related Risk: Urban and Riverine Flooding

Timeframe	Financial Implications
Short-medium	S: Low
	M: Low
	L: Low

DESCRIPTION OF EFFECTS

Heavy monsoon rainfall can cause urban waterlogging at coastal sites and riverine flooding in major river basins, though exposure is limited to a few locations. Flooding can halt production, restrict access, damage utilities and stored materials, and increase maintenance and restoration costs. Risk is expected to rise as rainfall extremes intensify.

IMPACTED ACTIVITIES AND VALUE CHAIN

- Plant infrastructure
- Inbound/Outbound logistics
- Warehousing
- Raw material sourcing

MITIGATION AND ADAPTATION

Flood-resilient Site Infrastructure

- Reinforced stormwater drains, elevated equipment and material storage and flood-protected electrical and utility systems at flood-exposed sites (Chennai pluvial, Laksar riverine), reducing damage and downtime during flood events

Runoff Management

- Continuous enhancement of rainwater channels, holding ponds and stormwater harvesting to attenuate peak runoff and lower flood load on and around the sites

Supply-chain Continuity

- Contingency logistics and rerouting plans activated during monsoon-induced flooding to protect inbound raw-material and outbound dispatch continuity

Flood-informed Site Selection

- Flood-risk assessment integrated into new-facility site selection and capacity-expansion planning, so flood exposure is designed out of future footprint decisions

Site-specific Focus

- Dedicated flood-resilience measures are in place at Chennai and Laksar, the two sites carrying material flood exposure

Climate-related Risk: Cyclone

Timeframe	Financial Implications
Short-long	S: Low
	M: Low
	L: Low

DESCRIPTION OF EFFECTS

Coastal operations face cyclonic winds and extreme rainfall, while inland exposure is limited. Overall cyclone frequency is projected to remain broadly stable, but severe cyclones may become more common, increasing risks of power outages, structural damage, logistics disruption and short production stoppages.

IMPACTED ACTIVITIES AND VALUE CHAIN

- Utilities and power
- Structures
- Logistics

MITIGATION AND ADAPTATION

Wind-resilient Design

- Structures, chimneys, RCC buildings and silos at the coastal Chennai unit built to withstand high wind speeds relevant to the location, in line with the IS 875 Wind Load Code

Power and Drainage Resilience

- Diesel-generator backup and, at select units, on-site solar to keep essential machinery running during outages; drainage systems designed to manage cyclone-driven extreme rainfall

Business-continuity Planning

- Cyclone-specific BCM covering emergency response, backup communication and power, with HSE-led drills for workforce preparedness and critical spares/raw materials pre-positioned ahead of cyclone season

Coordinated Response

- Collaboration with local authorities and disaster management units for a coordinated response during cyclone events

Climate-related Risk: Seismic (Non-climate)

Timeframe	Financial Implications
All	S: Low
	M: Low
	L: Low

DESCRIPTION OF EFFECTS

One site lies in high seismic Zone IV, exposing structures and critical equipment to earthquake damage and business interruption. This non-climatic risk is unaffected by warming pathways and is included for completeness of the site risk profile.

IMPACTED ACTIVITIES AND VALUE CHAIN

- Structural integrity
- Business continuity

MITIGATION AND ADAPTATION

Code-compliant Structural Design

- Plant structures, particularly at Laksar (Seismic Zone IV), designed and constructed in accordance with applicable seismic codes (IS 1893/IS 13920) for earthquake resistance

Business Continuity

- Emergency-response and business continuity provisions maintained to safeguard operations and personnel in the event of seismic activity

Transition Risk Assessment

JK Tyre assesses transition risks to understand how the shift to a low-carbon economy could impact its operations, value chain and long-term competitiveness. The assessment combines a baseline evaluation with scenario analysis to examine risks related to policy and regulation, technology, raw materials, energy, operations, markets and logistics.

Using NGFS Current Policies, Fragmented World and Net Zero 2050 scenarios across short-, medium- and long-term horizons, JK Tyre evaluates how transition risks evolve under different decarbonisation pathways. While accelerated transition scenarios increase risks related to regulation, raw materials, energy transition and product innovation, they also create opportunities in sustainable products, renewable energy, circularity and value chain resilience. The detailed scenario × horizon transition risk matrix and transition risk register summarise the Company's key exposures, potential financial implications and mitigation measures.

Scenario Basis and Method

Transition risk is assessed against three scenarios drawn from the Network for Greening the Financial System (NGFS) long-term scenarios, Phase V (version 5.0, published November 2024):

- **Current Policies:** Only currently implemented policies are preserved. Transition risk is the lowest and physical risk is the highest.
- **Fragmented World (Too Little, Too Late):** Delayed and divergent policy action across countries and sectors, with uncoordinated implementation, carrying high transition and high physical risks at approximately 2.3–2.4°C. Adopted as the Company's base case as the most probable pathway, not the most severe, consistent with the gap between current national commitments and a well-below-2°C trajectory.
- **Net Zero 2050:** An orderly pathway limiting warming to approximately 1.5°C through immediate and stringent policy action. This is the highest transition-risk case.

Transition Risk Matrix (Scenario × Horizon)

The matrix below presents the Company's transition risk profile across different climate scenarios and time horizons, illustrating how key risk categories may evolve under varying levels of policy ambition. Risks generally increase under more ambitious transition pathways, with the Net Zero 2050 scenario representing the highest overall severity. While policy and regulatory risks in EU and export markets remain elevated due to existing regulations, raw material and value chain risks remain significant under both the Fragmented World and Net Zero 2050 scenarios, reflecting potential supply chain and cost disruptions. The matrix presents inherent risk levels before mitigation measures and is based on a structured qualitative assessment aligned with the Company's transition risk framework, rather than modelled outputs. Financial implications are presented separately in the transition risk register.

Transition Risk Category	Current	Current Polices (Low)			Fragmented World (Base Case)			Net Zero 2050		
S = Short (to 2030) · M = Medium (2030–40) · L = Long (2050)		S	M	L	S	M	L	S	M	L
Policy and regulatory: India	Mo	Mo	Mo	Mo	L	H	H	Mo	H	VH
Policy and regulatory: EU and export markets	H	H	H	H	H	H	VH	H	VH	VH
Technology and R&D	Mo	Mo	Mo	Mo	Mo	H	H	Mo	VH	H
Raw material and value chain	H	H	Mo	Mo	H	H	H	H	H	VH
Energy and operations	Mo	Mo	Mo	Mo	Mo	H	H	Mo	H	VH
Market and logistics	L	L	L	Mo	L	Mo	Mo	Mo	H	H

Low/L | Moderate/Mo | High/H | Very High/VH

Transition Risk Register

The transition risk register summarises the Company's exposure to climate transition risks across key categories, including policy and regulatory developments, technology and innovation, raw materials and the value chain, energy and operations and market dynamics. It assesses each risk by time horizon, severity and potential financial implications and outlines the mitigation measures and management responses in place to strengthen resilience and support the Company's transition to a low-carbon economy.

Policy and Regulatory

- EU Deforestation Regulation (EUDR) — natural rubber
- EU product regulation — Euro 7 (TRWP), tyre labelling, REACH and end-of-life tyres, ESPR (Ecodesign for Sustainable Products regulation)/Digital Product Passport
- Indian carbon pricing and energy regulation — CCTS, PAT and RPO
- Carbon Border Adjustment Mechanism (CBAM) — scope expansion
- Product-level environmental disclosure — LCA, EPD and product carbon footprint, with third-party assurance

Technology and R&D

- Progressive move to A-rated rolling resistance for the Indian EV and non-EV market — trade-off between higher raw-material cost and tyre life
- Rolling-resistance improvement required for overseas non-EV markets
- Stricter rolling-resistance requirements raise operating cost through specialised chemicals and increased R&D expense
- Substitution of fossil-based and high-carbon raw materials with low-carbon alternatives

Raw Material and Value Chain

- In India, extended monsoon and high rainfall reduce tapping days and latex yield (~40% of natural rubber sourced from Kerala, Karnataka and Tamil Nadu)
- Flood, drought and structural under-planting in origin nations, against a fifth consecutive year of global deficit (~60% from Thailand, Cambodia and SE Asia)
- Fossil-derived raw material cost — carbon black, synthetic rubber and process chemicals
- Availability and cost of sustainable and recycled raw materials at scale — bio-based oils, recovered carbon black and sustainable silica

Energy and Operations

- Thermal fuel cost — coal is the single largest energy exposure (approximately 44% of total energy) and the most carbon-intensive fuel in the mix
- Biomass and renewable fuel supply — availability, price volatility and competing demand for agricultural residue (approximately 33% of fuel energy)

Market and Logistics

- Durability convergence and replacement-cycle contraction — regulatory abrasion limits and rolling-resistance grades extend average tyre life industry-wide, while EV volume shifts towards professionally maintained fleet and MaaS operators
- Export-market access — EU and other regulated markets tightening carbon and product requirements

Policy and Regulatory

RISK

EU Deforestation Regulation (EUDR): Natural Rubber

Horizon	Severity*	Financial Implication$
Short	Medium	Low
Medium	Medium	Medium
Long	Medium	Low

RISK IMPLICATIONS

EUDR requires that natural rubber placed on, or exported to, the EU market is proven to be deforestation-free, supported by geolocation data for the plots on which it was grown. The main obligations apply to large and medium-sized operators from 30th December 2026.

Increase in cost of compliance, traceability systems, supplier documentation, due-diligence statements and verification.

Increase in raw-material procurement cost, traceable, compliant rubber attracts a premium as demand concentrates on a limited certified supply pool.

Material that cannot be evidenced as deforestation-free cannot be used for EU-bound products, creating a market-access risk for the export portfolio.

MITIGATION/RESPONSE

India-origin natural rubber is structurally low-risk under EUDR, long-established smallholder plantations, with no conversion of forest land after the December 2020 cutoff, making deforestation-free status straightforward to evidence.

The Rubber Board of India is working with the industry on plantation geotagging and traceability systems and the Company is engaged in this process.

The procurement team is trained on EUDR requirements, with due-diligence and documentation processes established for EU-bound volumes.

Continued monitoring of the operator-versus-importer obligation as guidance develops, to confirm where the compliance duty sits for the Company's trade flows.

RISK

Indian Carbon Pricing and Energy Regulation: CCTS, PAT and RPO

Horizon	Severity*	Financial Implication$
Short	Low	Low
Medium	Medium	Low
Long	Medium	Medium

RISK IMPLICATIONS

The tyre sector is undergoing a baselining study for inclusion under the Carbon Credit Trading Scheme (CCTS), which if notified would introduce GHG emission-intensity targets for the Company's plants.

CCTS operates on an intensity basis: cost arises only where actual emission intensity exceeds the notified target, requiring the purchase of carbon credit certificates. Performance better than target generates saleable certificates and a potential revenue opportunity.

The principal uncertainty is where the baseline is set and how steeply targets tighten in subsequent compliance cycles, relative to the Company's decarbonisation trajectory.

Indirect cost exposure arises regardless of the Company's inclusion, as carbon black, synthetic rubber and process chemicals are produced by sectors obligated under CCTS, with those compliance costs expected to pass through to input prices.

MITIGATION/RESPONSE

Science-based targets in place, with a commitment to RE100 by 2050 and a decarbonisation roadmap aligned to net zero, supported by planned investment.

Renewable energy at 36.41% of total energy and renewable power at 45.73% of electricity consumption, with continued expansion underway.

Active substitution of coal with biomass in thermal energy, reducing emission intensity and exposure to fossil-fuel price volatility.

The internal target to reduce Scope 1 and 2 carbon emission intensity by 50% by 2030 against an FY 2017-18 baseline was achieved ahead of schedule, with a 53.85% reduction delivered in FY 2025-26; the target has since been revised to 65%.

Demonstrated intensity-reduction performance positions the Company favourably against a rate-based scheme, where compliance is determined by performance relative to a notified intensity target.

RISK

EU Regulations: Euro 7 (TRWP), Tyre Labelling, REACH and ELTs, ESPR/Digital Product Passport

Horizon	Severity*	Financial Implication$
Short	Low	Low
Medium	Medium	Medium

RISK IMPLICATIONS

Redesign and homologation costs for EU product ranges; labelling grades exert pressure on price positioning; REACH substance restrictions can force compound reformulation. Potential loss of market access in the EU due to non-compliance and potential impact on OEM partnerships.

MITIGATION/RESPONSE

Development of EU-compliant product roadmap aligned with Euro 7 requirements.

Investment in R&D, testing capabilities for TRWP and digital product traceability.

Partnership with academic institution and OEMs for co-creation of technology.

Collaborate with recyclers for ELT management.

RISK

Carbon Border Adjustment Mechanism (CBAM): Scope Expansion

Horizon	Severity*	Financial Implication$
Medium	Low	Low
Long	Low	Low

RISK IMPLICATIONS

If scope extends to rubber goods or polymer inputs, EU-landed cost rises with embedded carbon; even indirect inclusion of feedstocks raises input cost.

MITIGATION/RESPONSE

Dedicated LCA function integrated with R&D; product LCA coverage at ~10% of products by sales value, with a roadmap to 50% by 2030 and EPDs published for verifiable product-level footprints.

Decarbonising the direct CBAM levers: renewable energy share of 36.41% (renewable power: 45.73%) on a path to RE100 by 2050, together with biomass conversion to reduce Scope 1 process-heat emissions.

Engaging suppliers on their own renewable transition and evaluating bio-based and lower-carbon inputs to reduce upstream precursor intensity ahead of any polymer-scope expansion.

R&D advancing rolling-resistance reduction and durability to lower the use-phase footprint for OEM and product carbon footprint requirements.

Building verified actual embedded intensities below default values, so that border cost is assessed on measured rather than assumed performance.

RISK

Product-level Environmental Disclosure: LCA, EPD and Product Carbon Footprint, with Third-party Assurance

Horizon	Severity*	Financial Implication$
Short	Low	Low
Medium	Low	Low
Long	Low	Low

RISK IMPLICATIONS

OEM customers and regulated markets increasingly require verified product-level environmental data (LCAs, EPDs and product carbon footprints) as a condition of supply.

Rise in compliance cost through LCA studies, data collection across the value chain and third-party verification and assurance.

Where product-level data is unavailable or unverified, the Company may be excluded from OEM tenders and public procurement in regulated markets, making this a market-access risk rather than a reporting matter alone.

Requirements will likely tighten as EU product regulation and customer sustainability commitments advance, increasing the coverage and frequency of assessments needed.

MITIGATION/RESPONSE

LCA coverage currently extends to ~10% of products by sales value, with three EPDs published.

Roadmap in place to extend LCA coverage to 50% of products by sales value by 2030.

A dedicated LCA function has been integrated within the R&D organisation, embedding LCA into the product design stage so that environmental performance is addressed at the point of design.

Continued expansion of product-level data systems to meet evolving OEM and regulatory disclosure requirements.

Technology and R&D

RISK

Stricter Rolling-resistance Requirements Raise Operating Cost Through Specialised Chemicals and Increased R&D Expense

Horizon	Severity*	Financial Implication$
Short	Medium	Medium
Medium	High	High

RISK IMPLICATIONS

Specialised chemicals and expanded testing inflate operating and R&D expenditure and any capability gap relative to global peers compounds over time.

MITIGATION/RESPONSE

Development of optimised compound formulations balancing efficiency and durability.

Strengthening supplier partnerships for advanced materials.

Manufacturing technology upgradation.

RISK

Substitution of Fossil-based and High-carbon Raw Materials with Low-carbon Alternatives

Horizon	Severity*	Financial Implication$
Medium	Low	Low
Long	Medium	Medium

RISK IMPLICATIONS

Transitioning the tyre compound to low-carbon inputs is a technology-transition risk. Substitutes must meet performance and OEM norms for rolling resistance, durability and cure behaviour, while ensuring certification and traceability. Scaling new materials depends on validation lead times, supplier capacity and upstream availability. Competition for land and water can constrain sustainable sourcing of bio-based inputs, while concentrated or immature supply chains may create availability, quality and price vulnerabilities. New alternatives may introduce unintended environmental trade-offs (higher water use, land-use change, biodiversity impacts or emissions) in the value chain. Moving too slowly relative to peers risks competitiveness and reputation, while moving too early carries cost premiums on unproven inputs, constraining pace and economy of decarbonisation.

MITIGATION/RESPONSE

Environmental and resource pressures using appropriate land and water use, reducing biodiversity loss, optimising life cycle emission accounting.

Technical and economic challenges through optimising performance trade-off, maintaining supply stability through partnership, suitable waste handling system to increase recycled content.

Raw Material and Value Chain

RISK

Domestic Natural Rubber: Extended Monsoon and High-intensity Rainfall Reduce Tapping Days and Latex Yield (~40% of Natural Rubber Sourced in India, Concentrated in Kerala, Karnataka and Tamil Nadu)

Horizon	Severity*	Financial Implication$
Medium	Low	Medium
Long	Medium	Medium

RISK IMPLICATIONS

Intensifying and increasingly erratic monsoon patterns can disrupt natural rubber cultivation, a rain-sensitive perennial crop that depends on well-distributed rainfall through the year. Heavy rainfall reduces productive tapping days and dilutes latex, while prolonged dry breaks and drought stress can lower clone yields. These raise incidence of fungal disease, waterlogging and flood damage across Kerala. As India is a structural net importer of natural rubber, climate volatility in domestic and SE Asian supply is likely to manifest as price spikes and supply-security risk on a Category 1 raw material rather than an absolute volume loss. This can raise input costs, compress margins and threaten continuity of a critical raw material if sourcing remains unhedged.

MITIGATION/RESPONSE

Diversifying natural-rubber sourcing across multiple belts, the traditional southern one, the expanding NE region (Tripura and Assam) and SE Asian origins, to reduce single-region monsoon exposure.

Deepening supplier engagement and traceability to support climate-resilient clones, rain-guarding and disease management at plantation level.

Inventory buffering and price hedging to absorb shock-year volatility.

R&D advancing bio-based and alternative lower-carbon inputs and compound reformulation, to reduce dependence on price-volatile virgin natural rubber.

Natural-rubber supply security tracked as a recurring Board-level climate-risk indicator.

RISK

Imported Natural Rubber: Flood, Drought and Structural Underplanting in Origin Countries, Against a Fifth Consecutive Year of Global Deficit (~60% from Thailand, Cambodia and SE Asia)

Horizon	Severity*	Financial Implication$
Medium	Low	Low
Long	Low	Low

RISK IMPLICATIONS

A fifth consecutive year of global deficit, together with flooding and under planting in Thailand, keeps prices elevated and creates allocation risk in tight quarters.

MITIGATION/RESPONSE

Natural-rubber procurement diversified across additional origins, including Côte d'Ivoire in Africa, where output has grown year-on-year and is emerging as a significant source of global supply.

RISK

Fossil-derived Raw Material Cost — Carbon Black, Synthetic Rubber and Process Chemicals

Horizon	Severity*	Financial Implication$
Short	High	Medium
Medium	Medium	Medium
Long	Medium	Medium

RISK IMPLICATIONS

A significant portion of key raw materials (carbon black, synthetic rubber and process chemicals) is derived from crude oil and coal tar feedstock, linking their cost to global oil-price movements.

These inputs are exposed to fossil-fuel price shocks, supply-chain and chokepoint disruptions that can add freight and delay premia and carbon-cost pass-through as petroleum and petrochemical suppliers face carbon pricing.

Substitution towards natural or lower-carbon alternatives is constrained by technical specification and tightness of alternative markets, concentrating exposure on cost escalation and price volatility across the material basket.

MITIGATION/RESPONSE

Increasing use of bio-sourced rubber and of recycled zinc oxide and zinc stearate, to raise sustainable material content and progressively reduce reliance on crude-derived inputs.

RISK

Availability and Cost of Sustainable and Recycled Raw Materials at Scale — Bio-based Oils, Recovered Carbon Black and Sustainable Silica

Horizon	Severity*	Financial Implication$
Medium	Low	Low
Long	Medium	Medium

RISK IMPLICATIONS

Transitioning to lower-carbon raw materials depends on sustainable and recycled alternatives being available at industrial scale and at viable cost. These material markets remain immature, with limited supply, cost premia over conventional inputs, concentrated and still-developing supplier bases and long qualification cycles.

As demand for low-carbon materials rises, competition for the limited supply can constrain availability and drive price volatility.

If these materials do not scale in pace and affordability, the rate of product decarbonisation is constrained and input costs rise, a risk heightened where OEM sustainable-content expectations move faster than the supply base can mature.

MITIGATION/RESPONSE

Working across the value chain with suppliers to build availability of sustainable and recycled raw materials, supporting their transition and co-developing lower-carbon inputs to scale supply over time.

A green tyre has been developed using 80% ISCC-certified sustainable material, demonstrating technical readiness.

Supplier partnerships and offtake arrangements to secure qualified sources as these markets mature.

R&D-led material development integrated with the Company's LCA capability.

Energy and Operations

RISK

Thermal Fuel Cost — Coal Is the Single Largest Energy Exposure and the Most Carbon-intensive Fuel in the Mix

Horizon	Severity*	Financial Implication$
Medium	Medium	Low
Long	Medium	Low

RISK IMPLICATIONS

As carbon pricing mechanisms in India develop, the cost associated with emissions from thermal fuel use will likely rise, with the most carbon-intensive fuels carrying the greatest exposure.

Thermal fuel costs are subject to global fossil-fuel price volatility, underlining the importance of accelerating transition to renewable energy, biomass and energy efficiency to reduce exposure.

MITIGATION/RESPONSE

Committed transition to renewable energy, with RE100 and net zero targeted by 2050.

Active shift towards biomass for thermal energy needs.

Battery energy storage systems deployed to strengthen renewable integration.

Continuing energy-efficiency improvements across operations, lowering reliance on carbon-intensive fuels and building resilience to carbon pricing and fossil-fuel price volatility.

RISK

Biomass and Renewable Fuel Supply: Availability, Price Volatility and Competing Demand for Agricultural Residue

Horizon	Severity*	Financial Implication$
Medium	Low	Low
Long	Medium	Medium

RISK IMPLICATIONS

Biomass is a significant contributor to thermal fuel energy, making feedstock security central to decarbonising process heat.

Agricultural residue markets are seasonal, fragmented and contested as other industries turn to biomass under the same net-zero pressures, creating constraints and volatilities.

If supply tightens or prices rise, thermal decarbonisation could slow and costs increase, making secure and diversified feedstock supply essential to a credible transition pathway.

MITIGATION/RESPONSE

Diversified biomass feedstock sourcing across multiple residue types and geographies.

Longer-term supplier and aggregator partnerships to improve availability and price stability.

Multi-fuel boiler flexibility and adequate storage buffers to reduce exposure to seasonal and market volatility.

Market and Logistics

RISK

Durability Convergence and Replacement-cycle Contraction: Regulatory Abrasion Limits and Rolling-resistance Grades Extend Average Tyre Life Industry-wide, While EV Volume Shifts Towards Professionally Maintained Fleet and MaaS Operators

Horizon	Severity*	Financial Implication$
Medium	Low	Low
Long	Medium	Medium

RISK IMPLICATIONS

This is the inverse of the usual electrification framing: the risk arises not from failing the transition but from succeeding at it. Euro 7 abrasion limits and rolling-resistance grading push compounds towards longer life, so product lifespan extends by regulation industry-wide.

EV volume concentrates among fleet and MaaS operators whose tyres are rotated and run to optimal life rather than replaced early. Replacement demand, the majority of Indian volume and the margin-carrying segment, decelerates structurally.

Each unit of compliance is also a unit of aftermarket demand foregone. The effect accumulates and is not necessarily offset by gains in original-equipment fitment.

MITIGATION/RESPONSE

Supplying consolidating fleet demand directly through the Company's per-kilometre mobility solutions model.

Converting longer tyre life into recurring revenue through the retreading business.

Using design-stage LCA and R&D capability to hold share of a premiumising segment.

Securing EV first-fit design-ins to anchor future replacement demand.

Severity reflects the inherent magnitude of the risk before mitigation over the relevant time horizon
$Financial implication is the estimated annual impact, expressed as a band



Climate-related Opportunities

The transition to a low-carbon economy creates commercial opportunity as well as risk. The opportunities below are identified by the Company's research and development, procurement and operations functions and are grouped using the opportunity categories set out in the TCFD recommendations.

Products and Services

Low-rolling-resistance and Fuel-efficient Tyre Range

Timeframe	Likelihood	Financial Potential
Short to long	High	Medium

IMPACTED ACTIVITIES

R&D, product development, OEM partnerships and revenue mix

DESCRIPTION OF EFFECTS

Development and sale of high-performance, low-rolling-resistance tyres, including the Ranger HPE and HPS, JUH XF, JDE XF and JUH XE ranges, which reduce vehicle fuel consumption and use-phase CO_2 emissions.

Rolling-resistance performance is a label-graded regulatory attribute in the EU and a purchasing criterion for OEMs and fleet operators, so a low-rolling-resistance portfolio supports market access and price positioning together.

Recycled and Low-carbon Material Tyres

Timeframe	Likelihood	Financial Potential
Short to long	Medium	High

IMPACTED ACTIVITIES

R&D, procurement, product carbon footprint and brand

DESCRIPTION OF EFFECTS

Innovations using low-carbon-footprint raw materials and recycled content, commercialised in the UX GREEN range, together with a green tyre developed using 80% ISCC-certified sustainable material.

These establish technical readiness ahead of customer and regulatory requirements for recycled and bio-based content and reduce exposure to fossil-derived input costs.

Products for EU and Other Mature Export Markets

Timeframe	Likelihood	Financial Potential
Short to long	High	Medium

IMPACTED ACTIVITIES

R&D, exports and global market access

DESCRIPTION OF EFFECTS

Continued development of reduced-weight, low-rolling-resistance products for the EU and other mature markets, where labelling grades and product regulation increasingly determine access.

Verified product performance converts a compliance requirement into a differentiated commercial position.

Electric Vehicle Tyre Specialisation

Timeframe	Likelihood	Financial Potential
Medium to long	High	Medium

IMPACTED ACTIVITIES

R&D, strategic alliances, OEM partnerships and revenue

DESCRIPTION OF EFFECTS

EV-specific tyre development and collaboration with OEMs. Electric vehicle weight and torque characteristics make tyre selection a technical rather than a commodity decision.

Securing first-fit design-ins on EV platforms captures growing EV demand and seeds the associated replacement stream.

Resource Efficiency

Process Cycle-time and Energy Efficiency

Timeframe	Likelihood	Financial Potential
Short to medium	Medium	Low

IMPACTED ACTIVITIES

Manufacturing operations, energy management and process control

DESCRIPTION OF EFFECTS

Continuous improvement of process cycle-time reduces energy consumption per unit of output, lowering operating cost and Scope 1 and 2 emissions together.

Digital and AI-based Product Testing

Timeframe	Likelihood	Financial Potential
Short	Medium	Medium

IMPACTED ACTIVITIES

R&D, product development and speed to market

DESCRIPTION OF EFFECTS

Use of digital simulation and artificial-intelligence techniques to reduce physical tyre testing, shortening development cycles and lowering the energy, material and time cost of validation.

Sustainable Packaging

Timeframe	Likelihood	Financial Potential
Short	High	Low

IMPACTED ACTIVITIES

Procurement, inbound logistics and waste management

DESCRIPTION OF EFFECTS

Replacement of plastic-based packaging for incoming raw materials with sustainable and recyclable alternatives, reducing waste generation and the upstream packaging footprint.

Energy Source

Renewable Energy and Low-carbon Fuel Transition

Timeframe	Likelihood	Financial Potential
Short to long	High	High

IMPACTED ACTIVITIES

Operations, energy procurement and cost

DESCRIPTION OF EFFECTS

Expansion of renewable electricity, currently 45.73% of electricity consumption, with renewable energy at 36.41% of total energy, on a path to RE100 by 2050.

Substitution of coal with biomass in thermal energy and deployment of battery energy storage to strengthen renewable integration. Together these reduce exposure to fossil-fuel price volatility and to carbon pricing while lowering energy cost.

Markets

Indigenous Raw Material Sourcing and Import Substitution

Timeframe	Likelihood	Financial Potential
Short to medium	Medium	Medium

IMPACTED ACTIVITIES

Procurement, supplier development and supply-chain resilience

DESCRIPTION OF EFFECTS

Development of indigenous raw material sources to substitute imports, reducing both the carbon footprint of inbound logistics and exposure to import price and allocation risk.

India-origin natural rubber additionally carries a structurally low deforestation risk profile, supporting EU market access.

Circular Business Models — Fleet Mobility and Retreading

Timeframe	Likelihood	Financial Potential
Medium to long	Medium	Medium

IMPACTED ACTIVITIES

Fleet and mobility solutions, retreading, aftermarket and revenue model

DESCRIPTION OF EFFECTS

As average tyre life extends and replacement volume consolidates into professionally managed fleets, the Company's per-kilometre fleet mobility offering and its retreading business allow value to be captured from longer service life rather than lost to it.

Retreading extends the useful life of the casing and reduces the material and carbon intensity of each kilometre run.

Verified Product Environmental Data

Timeframe	Likelihood	Financial Potential
Short to long	High	Medium

IMPACTED ACTIVITIES

R&D, LCA function, OEM tenders and exports

DESCRIPTION OF EFFECTS

A dedicated LCA function integrated within R&D, product LCA coverage at ~10% of products by sales value with a roadmap to 50% by 2030 and three published EPDs.

Verified product-level data is increasingly a condition of OEM supply and of public procurement in regulated markets, so the capability converts a disclosure requirement into a qualification advantage.

Resilience

Water Stewardship

Timeframe	Likelihood	Financial Potential
Short to long	High	Medium

IMPACTED ACTIVITIES

Operations, community and brand

DESCRIPTION OF EFFECTS

Zero liquid discharge operations, water-use reduction and a commitment to water neutrality by 2035 strengthen operational continuity at plants located in water-stressed basins.

Benchmark water performance also differentiates the Company in a water-intensive sector.

Supplier Sustainability and Value-chain Traceability

Timeframe	Likelihood	Financial Potential
Short to medium	Medium	Medium

IMPACTED ACTIVITIES

Supplier network, procurement governance and capacity building

DESCRIPTION OF EFFECTS

Supplier screening, engagement and traceability across the natural-rubber value chain improve visibility of upstream sustainability risk.

Furthermore, these measures support lower upstream emissions and build supply resilience ahead of regulatory due-diligence requirements.

Climate Risk Management

JK Tyre integrates climate-related risks into its enterprise risk management framework to strengthen resilience, support decision-making and enable effective management of physical and transition risks. The Company's climate risk management approach is aligned with the recommendations of IFRS S2 and is supported by structured risk identification, scenario analysis, financial impact assessment and ongoing monitoring across its operations and value chain. The assessment considers current and future climate conditions, evolving regulatory requirements and market developments to inform adaptation, decarbonisation and business planning.

Climate Risk Identification

The Company identifies climate-related risks through a combination of physical hazard screening, climate scenario analysis and value chain assessments. Physical risks are identified using baseline hazard assessments across manufacturing locations, considering hazards such as water stress, water depletion, extreme heat, changing precipitation, flooding, cyclones and drought. Transition risks are identified by assessing evolving policy and regulatory developments, technology changes, raw material availability, energy transition, market dynamics and customer expectations across domestic and international markets. The assessment draws upon recognised climate datasets, scientific literature and expert judgement to evaluate site-specific exposures and emerging climate-related risks.

Risk Assessment Methodology

Climate-related risks are assessed across short-, medium- and long-term time horizons using forward-looking climate scenarios and a structured risk assessment framework. Physical risks are evaluated using IPCC climate scenarios (SSP1-2.6, SSP2-4.5 and SSP5-8.5), while transition risks are assessed using NGFS scenarios comprising Current Policies, Fragmented World and Net Zero 2050. Risk assessments consider hazard intensity, exposure, vulnerability, operational impacts and potential financial implications, combining quantitative analysis with qualitative assessment where appropriate. Financial implications are evaluated using defined impact bands, while expert judgement supplements modelled outputs where credible projections are unavailable. The resulting assessments support the prioritisation of risks, resilience planning and strategic decision-making.

Risk Monitoring and Review

Climate-related risks are monitored through JK Tyre's enterprise risk management processes and are periodically reviewed to reflect changes in climate projections, regulatory developments, market conditions and operational performance. The Company regularly monitors key climate-related drivers, including water availability, extreme weather events, energy and raw material costs, carbon-related regulations and supply chain developments. Findings from climate risk assessments are used to review mitigation measures, inform business continuity planning, strengthen adaptation initiatives and support ongoing refinement of the Company's climate resilience strategy.



Climate Risk Integration in Enterprise Risk Management

Climate-related risks are integrated into JK Tyre's Enterprise Risk Management (ERM) framework, ensuring they are managed alongside other strategic, operational and financial risks rather than in isolation. Climate considerations are embedded across the risk management cycle, including risk identification, assessment, prioritisation, mitigation and periodic review, enabling the Company to proactively evaluate both physical and transition risks across its operations and value chain.

The integration of climate risk within the ERM framework supports informed decision-making across business functions by incorporating climate considerations into strategic planning, capital allocation, operational resilience and long-term investment decisions. Climate-related risk assessments also inform adaptation planning, decarbonisation initiatives, business continuity measures and supply chain resilience, strengthening the Company's ability to respond to evolving climate risks while supporting sustainable growth and long-term value creation.

Metrics and Targets

JK Tyre monitors a comprehensive set of climate-related metrics and targets to evaluate performance, guide decision-making and measure progress towards its decarbonisation commitments. The Company is also progressing towards the adoption of an Internal Carbon Pricing (ICP) framework and plans to conduct an ICP assessment and integrate it into its climate strategy over the next 1–2 years.

Detailed disclosures on targets and progress are provided in the Sustainability Targets and Progress section on page 25, while detailed performance metrics are provided on pages 151-152 of the ESG Data Book.





Water storage facility

Water Stewardship

During FY 2025-26, JK Tyre continued to strengthen its water stewardship and wastewater management practices through focused conservation initiatives, process optimisation and improved operational controls. These efforts enhanced water-use efficiency and reduced overall freshwater consumption despite production increase of 11.6% over the last year, reinforcing the Company's commitment to responsible resource management and sustainable manufacturing.

15.4%
Y-o-y reduction in water intensity*

1.70
Raw water consumption intensity achieved (in kl/tonne)

9,36,044 kl
Total water consumed

6.0%
Y-o-y reduction in water consumption*

49.58%
Reduction in raw water consumption intensity with reference to FY 2017-18

ISO 46001
Water Efficiency Management Systems (WEMS) Certified for all plants

Lowest Raw Water Consumption
Per tonne of finished product, setting a global benchmark

*FY 2025-26 versus FY 2024-25





Managing a Shared and Critical Resource

Water stewardship is integral to JK Tyre's environmental responsibility, with a focus on reducing raw-water intensity, improving monitoring, promoting responsible use and strengthening preparedness for water-related risks. Water security and management are material environmental themes for JK Tyre, covering operational water use, local resource dependencies and risks related to withdrawal, discharge and availability.

Maintaining Effluent Discharge Quality

To ensure stringent compliance with effluent discharge norms, the Company follows a robust and multi-layered monitoring and management framework aligned with regulatory requirements and best industry practices.

- **Regulatory Compliance:** All effluent discharge parameters are maintained well within the prescribed limits defined by the State Pollution Control Board (SPCB) and Central Pollution Control Board (CPCB), as well as the specific permissible limits stipulated in the Company's consent to operate.
- **Zero Liquid Discharge (ZLD):** JK Tyre operates as a zero liquid discharge (ZLD) facility, ensuring that no untreated or treated wastewater is released into the environment. All wastewater is treated, recycled and reused within the plant, eliminating liquid discharge and minimising freshwater dependency.
- **Continuous Internal Monitoring:** A comprehensive internal testing mechanism is in place, involving routine and continuous monitoring of key effluent parameters such as pH, TDS, COD, BOD and other critical indicators. This enables real-time process control and immediate corrective actions where required.
- **Periodic Third-party Validation:** In addition to internal monitoring, the Company conducts periodic testing through accredited third-party laboratories to independently verify effluent quality and ensure transparency and credibility in compliance.
- **Process Control and Optimisation:** Advanced treatment systems and process optimisation practices are deployed to maintain consistent effluent quality, improve recovery efficiency and ensure adherence to environmental standards.

Water Conservation Strategy

JK Tyre's water stewardship approach is centred on conservation, recycling and rainwater harvesting to optimise water use across its operations. Through technology-driven interventions and responsible water management practices, the Company continues to reduce dependence on freshwater sources, improve water-use efficiency and strengthen long-term water resilience.

Rainwater Harvesting

Rainwater harvesting systems have been implemented across all manufacturing facilities to enhance water conservation and reduce groundwater dependency. The systems comprise percolation pits, storage structures and ponds that facilitate rainwater capture and recharge. During FY 2025-26, the Company utilised 86,096 kl of harvested rainwater. The cumulative rainwater harvesting potential across all sites stands at 10,87,703 kl per annum, supporting sustainable water management and local water resource conservation.

86,096 kl

Stored rainwater used in FY 2025-26

Water Recycling through Advanced Cooling Systems

At JK Tyre, cooling systems are strategically designed and continuously optimised to support water conservation, recycling and efficient resource utilisation across operations.

A key focus has been the transition from conventional evaporative cooling systems to advanced non-evaporative and low-water-intensity technologies. By adopting closed-loop cooling systems, water is circulated within enclosed circuits, minimising losses and significantly reducing dependency on freshwater intake. These systems ensure effective heat dissipation while eliminating or substantially lowering evaporation losses, thereby strengthening water circularity.

In addition, JK Tyre has been integrating air-cooled and hybrid cooling solutions, which further reduce water consumption by relying on ambient air for heat exchange. Where evaporative systems remain in use, they are optimised through improved design and operational controls to enhance efficiency and reduce drift and blowdown losses.

The organisation is also exploring and implementing innovative solutions such as fan-less cooling technologies, which contribute to both water and energy savings by minimising mechanical intervention and improving process efficiency.

Beyond cooling efficiency, there is a strong emphasis on waste heat recovery and reuse, where feasible. Heat generated during operations is increasingly being repurposed for other applications such as space heating or process requirements, contributing to an integrated resource efficiency and circularity approach.

Water Savings and Heat Recovery

JK Tyre continues to improve water efficiency through process optimisation and innovative cooling technologies. Air-cooled fluid coolers (ACFCs), closed-loop systems and MEE-based zero liquid discharge (ZLD) facilities help minimise water losses, enhance treated water reuse and strengthen water circularity. Heat recovery initiatives further improve resource efficiency by recovering waste heat for process applications while reducing water and energy consumption.

Smart Monitoring

The Company has deployed IoT-enabled water monitoring systems across manufacturing locations to enable real-time tracking of water consumption and operational performance. Continuous monitoring supports efficient water utilisation, early identification of deviations and data-driven decision-making for continuous improvement.

Strengthening Water Accountability

JK Tyre's water stewardship focuses on clear measurement, plant-level accountability and operational improvement, with consistent and comparable water data becoming increasingly important as the reporting boundary expands to include all India operations, including Laksar Tyre Plant (erstwhile Cavendish Industries Limited). The Company's water approach reflects local site conditions and community expectations, with stronger monitoring supporting operational resilience, compliance and responsible resource use.

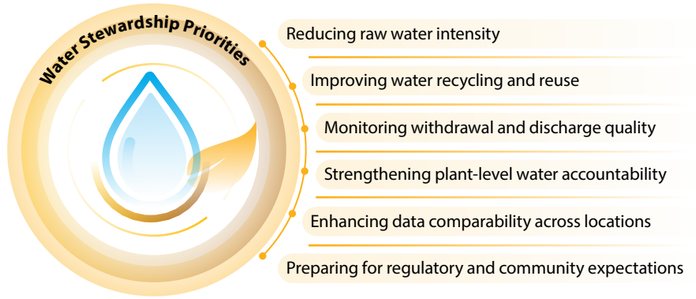

Total Volume of Water Withdrawal (kl)

FY26	9,36,044
FY25	9,96,065
FY24	10,66,382

Total Volume of Water Consumption (kl)

FY26	9,36,044
FY25	9,96,065
FY24	10,66,382

Total Volume of Water Discharged (kl)

FY26	0.00
FY25	204,918
FY24	272,951

Addressing Water Stress and Improving Resilience

JK Tyre continues to strengthen water resilience at manufacturing facilities located in water-stressed regions through targeted conservation and water reuse initiatives. The Company's Chennai Tyre Plant (CTP) and Kankroli Tyre Plant (KTP) have implemented focused measures to reduce freshwater dependence and enhance long-term water security.

Key Initiatives in Water-stressed Areas

» Use of TTRO Water	» Cross-functional Water Management Teams	» Rainwater Harvesting
Treated tertiary reverse osmosis (TTRO) water is utilised in production processes to reduce reliance on freshwater sources	Dedicated teams continuously identify and implement water optimisation opportunities across domestic, process and treatment operations	Rainwater harvesting systems, including ponds and percolation pits, support groundwater recharge and reduce dependence on external water sources

Total Water Consumption in Water-stressed Areas (kl)

FY26	1,85,070
FY25	1,93,961
FY24	1,81,405

Water Consumption Intensity in Water-stressed Areas (kl)

FY26	1.01
FY25	1.12
FY24	0.99

Wastewater Treatment and Effluent Management

- Operates Effluent Treatment Plants (ETPs) and Sewage Treatment Plants (STPs) at all manufacturing facilities to treat industrial and domestic wastewater before reuse or discharge.
- Strengthens water circularity through a Zero Liquid Discharge (ZLD) approach, maximising wastewater recovery and reducing freshwater consumption.
- Monitors treated wastewater through regular in-house and third-party testing to ensure compliance with State Pollution Control Board (SPCB) and other applicable regulatory standards.

Wastewater Treatment Technologies

- **Effluent Treatment Plants (ETPs):** Treatment of industrial wastewater for reuse
- **Sewage Treatment Plants (STPs):** Treatment and recycling of domestic wastewater
- **Multi-effect Evaporators (MEEs):** Closed-loop recovery and reuse of process water to support Zero Liquid Discharge operations
- **Treated Tertiary Reverse Osmosis (TTRO):** Use of tertiary treated reverse osmosis water to reduce freshwater withdrawal and support sustainable water use

Water Stewardship Governance and Strategy

JK Tyre's water stewardship strategy is underpinned by strong governance, technology adoption and internationally recognised management systems. All manufacturing facilities are certified to ISO 46001 Water Efficiency Management Systems, reflecting the Company's commitment to continuous improvement in water management and operational efficiency.

Water Stewardship Vision

- Recognises water as a critical resource for operations and surrounding communities, embedding water stewardship into its long-term sustainability strategy
- Targets water neutrality across all operations by FY 2035-36
- Aims to reduce raw water consumption intensity by 50% by 2030 from the FY 2017-18 baseline
- Maintains Zero Liquid Discharge (ZLD) practices across manufacturing operations to maximise water reuse and minimise freshwater withdrawal
- Four out of five plants are ZLD-certified by third party

Raw Water Consumption Intensity	
Target	
50% reduction in raw water consumption intensity by 2030 versus 2018	
FY26 Progress	
49.58% achieved	

Annual water risk assessments are conducted using the WRI Aqueduct tool to evaluate current and future water risks across manufacturing locations. Insights from these assessments guide site-specific mitigation measures, including water efficiency initiatives, rainwater harvesting, advanced water recycling technologies and digital monitoring systems, strengthening operational resilience in water-stressed regions.

JK Tyre continues to enhance its water stewardship through technology-driven interventions, third-party certifications and continuous performance improvement, reinforcing its position as one of the lowest water consumers per tonne of finished product globally.

Key Recognition

Kankroli Tyre Plant received the Assocham National Water Award 2025

Global Benchmark

The Company's water performance is positioned among the best in its sector; combined with the water-neutrality commitment, this is a differentiator given the 'Extremely High' baseline water stress at the majority of its sites.

Water Strategy

Given the water-intensive nature of tyre manufacturing and the elevated water stress identified across its sites, water stewardship is a strategic priority for JK Tyre. The Company is a benchmark performer on water among its peer set and is committed to becoming water neutral by 2035. The strategy rests on four mutually reinforcing pillars.



1. **Reuse and recycling:** Maximising closed-loop reuse of process and cooling water and recycling of treated wastewater, moving towards zero liquid discharge at applicable sites
2. **Rainwater harvesting:** On-site rainwater harvesting and groundwater recharge to reduce dependence on external freshwater and to offset withdrawal
3. **Community water:** Watershed restoration and community water infrastructure in water-stressed catchments around plants, improving shared resource resilience
4. **Year-on-year reduction:** Progressive annual reduction in freshwater withdrawal and consumption intensity, tracked against the water-neutral-by-2035 pathway

Kankroli Plant Achieves Water Neutrality

Kankroli Tyre Plant has met all the requirements in accordance with CII GreenCo Water Neutrality Guidelines (Version-2.1) and has achieved the status of 'Water Neutral' with ratio of 1.08 thanks to committed leadership from the top management, high involvement of the team and the efforts put in regarding rainwater harvesting, reuse of STP treated water and beyond the fence water augmentation projects

Next Goal: Company-wide water neutrality by FY 2035-36

Phase-wise Targets

CTP: FY 2027-28 | **BTP:** FY 2029-30 | **VTP:** FY 2031-32 | **LTP:** FY 2035-36



Waste and Circularity

JK Tyre's circularity approach focuses on material efficiency, retreading, sustainable materials and end-of-life tyre management, with retreading and recycling supporting long-term resource productivity and circularity goals.

By embedding circular economy principles across its operations, the Company is strengthening resource efficiency, minimising waste and maximising material recovery throughout the value chain. Continuous investments in process optimisation, responsible waste management and circular solutions reinforce JK Tyre's commitment to sustainable manufacturing while creating long-term environmental and business value.

Embedding Circularity in Operations

- Advanced waste management and circularity through initiatives focused on waste reduction, resource efficiency and material optimisation
- Improved waste intensity by 14.3%, reducing it from 0.14 to 0.12 tonnes per tonne of finished product
- Reduced absolute waste generation by 6.1%, from 69,973 tonnes to 65,724 tonnes year-on-year
- Strengthened waste prevention, segregation and resource recovery practices across operations

Key Focus Areas

- Process improvements to minimise waste generation at source
- Strengthening segregation and recycling practices to enhance material recovery
- Increased emphasis on circular utilisation of by-products and waste streams
- Continuous monitoring and optimisation of waste intensity across plants

65,724 MT
Waste generated across operations

0.12 MT/tonne
Waste intensity achieved 14.3%▼ intensity 6.1%▼ YoY waste generation

Zero Waste to Landfill

Certified



CII
Confederation of Indian Industry

CERTIFICATE OF VERIFICATION

This is to certify that

JK TYRE & INDUSTRIES LIMITED, KANKROLI TYRE PLANT,RAJHASTHAN

Involved in the manufacturing of Tyres is verified in accordance with CII GreenCo Zero waste to landfill certification (Version 2) as

GreenCo CII
Zero Waste to Landfill

ZERO WASTE TO LANDFILL FACILITY

Verification Period: April 2025- March 2026
Certificate No: CII-ZWTL-2026-27
Diversion Rate = 99.80%
Issued Date: 04 August 2026
Valid till: 03 August 2027

K S VENKATAGIRI
Executive Director
CII Godrej GBC

VIKRAM S KASBEKAR
Chairman
CII GreenCo Council

Disclaimer: This Certificate is issued exclusively by the Confederation of Indian Industry (CII) under the terms of engagement. While CII has exercised due care in issuing this certificate, CII assumes no liability to any party other than client. Validity may be confirmed via email at grievance.gbc@cii.in. The certificate remains the property of CII, to whom it must be returned upon request in case of any noncompliance in future.

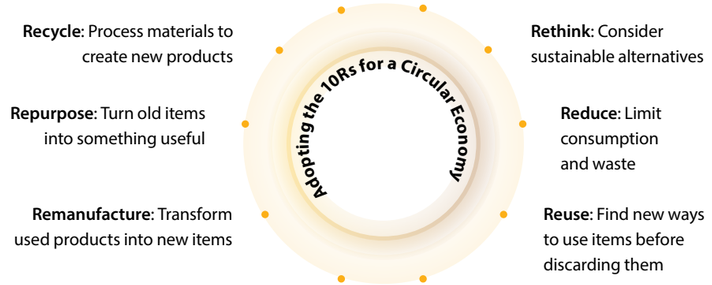

Recover: Extract valuable resources from waste materials

Refuse: Say no to unnecessary products

Recycle: Process materials to create new products

Rethink: Consider sustainable alternatives

Repurpose: Turn old items into something useful

Reduce: Limit consumption and waste

Remanufacture: Transform used products into new items

Reuse: Find new ways to use items before discarding them

Refurbish: Restore items to improve their condition

Repair: Fix broken items instead of replacing them

Waste and Circularity Dashboard FY 2025-26

65,724.48 MT
Total waste generated

21,667.35 MT
Total waste recycled

32.98%
Waste recycled as percentage of total waste

1,274.19 MT
Hazardous waste generated

62,442.04 MT
Non-hazardous waste generated

54,309.46 MT
Waste diverted from disposal

Waste Management Strategy

JK Tyre integrates circularity into its manufacturing practices by designing processes that maximise resource utilisation and minimise waste throughout the production cycle. The Company's approach prioritises waste prevention, material recovery and the productive use of secondary resources, supporting both operational efficiency and environmental performance.

Across its manufacturing facilities, process rejects such as uncured rubber are reintroduced into production wherever technically feasible, while recoverable waste streams are responsibly channelled through authorised recyclers and co-processors. Continuous process improvements, supported by lean manufacturing and Kaizen initiatives, help optimise material consumption, reduce process losses and improve overall manufacturing efficiency.

A digitally enabled waste management system strengthens traceability, facilitates source-level segregation and supports effective monitoring of waste streams. Complementing these efforts, the Company continues to reduce plastic consumption through alternative packaging solutions and enhanced recovery practices.

By embedding circular economy principles into day-to-day operations, JK Tyre continues to advance resource productivity, improve material efficiency and support sustainable product development, reinforcing circularity as a key driver of operational excellence.

Waste Handling and Disposal

JK Tyre follows a structured waste management approach aligned with its Zero Waste to Landfill commitment, ensuring that waste is reduced, segregated, recycled, recovered or responsibly disposed of in accordance with applicable regulations and ISO 14001 requirements. The Company's waste management practices are designed to maximise resource recovery while minimising environmental impact.



Segregation and Collection	Handling and Storage	Disposal and Recovery
Waste is segregated at source into hazardous and non-hazardous streams using a three-bin collection system across manufacturing and support areas. Waste categories include process waste, used oil, e-waste, biomedical waste, batteries, packaging materials, plastics, metals, wood and food waste. Designated storage areas ensure safe handling and prevent cross-contamination.	Waste is transported internally through dedicated collection systems and stored in clearly identified areas in accordance with statutory requirements. Hazardous waste is securely managed under controlled conditions, while recyclable materials such as rubber scrap, plastics and metals are stored separately for recovery and recycling.	Guided by the 10R hierarchy, the Company prioritises waste prevention, reuse, recycling and resource recovery. Hazardous waste is channelled to authorised treatment, storage and disposal facilities (TSDFs) or approved recyclers, while used oil, e-waste, plastic waste, batteries and other recyclable materials are processed through authorised recyclers or co-processors. Biomedical waste is disposed of through licensed agencies, ensuring full regulatory compliance and environmentally sound waste management.

Hazardous Substance Management

JK Tyre continued its efforts to minimise the use and impact of hazardous substances by promoting the procurement and use of IGBC-certified housekeeping chemicals across its facilities. The Company has adopted 100% eco-friendly housekeeping chemicals and low-VOC products for a range of cleaning and sanitation activities, including floor and glass cleaning, restroom sanitation, toilet cleaning, urinal stain removal and hard floor maintenance.

These green-certified products have replaced conventional cleaning chemicals with environmentally preferable alternatives that offer lower toxicity, reduced volatile organic compound (VOC) emissions and a smaller environmental footprint.

The adoption of certified green products forms part of JK Tyre's broader commitment to responsible procurement and sustainable operational practices, contributing to improved environmental performance and safer workplaces across its facilities.



Effluent treatment plant

The Company's hazardous substance management approach includes:

- **Safe Handling and Storage:** Standardised procedures for the handling, storage and transportation of hazardous chemicals and hazardous waste
- **Engineering Controls:** Ventilation systems, containment measures and spill control mechanisms to minimise exposure and environmental risks
- **Personal Protective Equipment (PPE):** Mandatory use of appropriate PPE in accordance with established safety procedures
- **Exposure Monitoring:** Periodic workplace exposure assessments and health surveillance programmes to safeguard employee health

Hazardous materials are labelled using colour codes, National Fire Protection Association (NFPA) ratings and safety signage, while storage facilities incorporate bunded tanks, spill containment systems and segregated storage arrangements. Transportation is carried out using approved equipment and safety protocols, supported by spill response kits and emergency mock drills to strengthen preparedness. Regular compliance audits, routine inspections and employee training further reinforce safe hazardous substance management across all operations.

Waste Governance and Monitoring

JK Tyre has established a robust waste governance framework to monitor waste generation, diversion and disposal across its manufacturing operations. Waste records are maintained through a comprehensive waste register, which is updated quarterly and reviewed regularly by site and corporate HSE teams. Authorised recyclers and treatment, storage and disposal facilities (TSDFs) are periodically audited to ensure compliance with applicable regulations, while waste diversion performance and reduction targets are monitored to support the Company's zero waste to landfill commitment.

Waste Reduction Initiatives

JK Tyre adopts the 10R principle to minimise waste generation and maximise resource recovery across its operations. Continuous process improvements, material optimisation and circular economy initiatives help reduce environmental impacts while enhancing operational efficiency.

Key Initiatives

- **Process Optimisation:** Continuous Kaizen initiatives, rejection control and Manufacturing Excellence programmes improve process efficiency, reduce material losses and minimise waste generation
- **Packaging Optimisation:** Raw material packaging was optimised by replacing poly bags with HDPE bags, while reusable bobbins replaced conventional wooden bobbins, reducing packaging waste and improving resource efficiency
- **Downstream Waste Management:** The Company continues to optimise product packaging to minimise waste generation during product distribution
- **Plant Waste Reduction:** The Company continues to reduce process waste through ongoing monitoring and targeted improvement initiatives across manufacturing operations

BSI India

Independently verified and assured recycled content data



Material Usage

JK Tyre continues to improve material efficiency through process optimisation, sustainable product design and responsible resource utilisation. The Company is reducing the use of hazardous substances by lowering naphtha consumption, eliminating solvent-based lubricants and increasing the use of silica-based, bio-sourced and recycled materials. Research and development efforts continue to focus on circular material innovation, eco-conscious engineering and the optimisation of material use across the product life cycle, supporting resource efficiency and reduced environmental impact.

During the year, the Company further intensified its R&D efforts in value engineering, increasing the integration of sustainable and circular materials into product composition and advancing sustainable manufacturing practices. These efforts included the expanded use of recycled PET-based reinforcement inputs, reclaimed rubber, recycled tyre-derived materials and micronised tyre powder. In parallel, the Company progressed the development of tyres with higher sustainable material content, with commercial vehicle tyre variants currently undergoing advanced testing to ensure suitability for use while retaining the required product attributes.

JK Tyre further increased the use of recycled, recovered and sustainably sourced materials across its product portfolio through continued material innovation and collaboration with suppliers. Key materials incorporating recycled content included recycled rubber, recycled textiles, recycled steel, zinc oxide and zinc stearate, while certified sustainable materials such as ISCC-certified, bio-based and bio-attributed inputs were increasingly integrated into production. As a result, the proportion of recycled content in total raw material consumption increased from approximately 4.75% in the previous year to 4.95% during FY 2025-26. The recycled content data has been independently verified and assured by BSI India, demonstrating JK Tyre's commitment to transparency, data integrity and the continual improvement of sustainable material utilisation.

Sustainable Material as a Share of Total Raw Materials	
Target	
100% by 2050	**50%** by 2030
FY26 Progress	
38.56% achieved	

Material Usage Dashboard FY 2025-26

5,85,453.65 MT
Total raw materials#

4,03,575.51 MT
Raw material – non-renewable

1,81,878.15 MT
Raw material – renewable

4.95%
Raw material recycled* (of total raw materials)

38.56%
Sustainable material (of total raw materials)

3,47,816.57 MT
ELT credits purchased

**Recycled raw material as a percentage of total raw materials*

#Renewable + non-renewable

Hazardous Waste Management

JK Tyre adopts a lifecycle-based approach to the safe management of hazardous substances, integrating robust controls across procurement, storage, handling, transportation and disposal. Standard operating procedures, supported by appropriate labelling, segregation and storage practices, help safeguard employees, surrounding communities and the environment.

Hazardous waste is managed in accordance with applicable regulatory requirements and is channelled exclusively through authorised treatment, storage and disposal facilities (TSDFs), recyclers and co-processors. The Company undertakes a rigorous vendor qualification process, including compliance verification, site assessments and periodic performance reviews, to ensure responsible waste treatment and disposal.

Digitally enabled waste tracking systems provide end-to-end traceability of hazardous waste streams, supporting regulatory reporting, operational oversight and informed decision-making. Regular audits, site inspections and emergency response preparedness further strengthen compliance with CPCB and SPCB guidelines while reinforcing safe and responsible waste management across all manufacturing locations. Through these measures, JK Tyre continues to advance its waste reduction objectives while supporting its long-term commitment to zero waste to landfill.

Waste Generated - Hazardous (MT)

FY26	1,274.19
FY25	890.6
FY24	1,641.9

Waste Generated - Non-hazardous (MT)

FY26	62,442.04
FY25	67,401.3
FY24	11,692.6

Waste Diverted to Recycling (MT)

FY26	21,667.35
FY25	38,876
FY24	3,092

Waste Disposed of Through Other Disposal Operations (MT)

FY26	11,236.56
FY25	30,594
FY24	11,765

Tyre Retreading: Extending Product Life

Retreading remains a key element of JK Tyre's circular economy strategy, extending tyre life while reducing raw material consumption, waste generation and the overall environmental footprint. By retreading suitable casings for reuse, the Company promotes resource efficiency and delivers cost-effective solutions to customers without compromising performance or safety.
The Company continues to strengthen its retreading capabilities through an expanding service network, technology-led processes and product innovation, supporting greater material circularity and responsible resource utilisation across the tyre value chain.



Retreaded Tyres (Nos.)

FY26	6,52,793
FY25	6,83,462
FY24	6,29,781

Extended Producer Responsibility

Retreading remains a cornerstone of JK Tyre's circularity strategy, enabling the Company to maximise product life, improve material efficiency and reduce demand for virgin raw materials. By restoring tyres to a serviceable condition through advanced retreading processes, the Company supports resource conservation, lowers life cycle environmental impacts and delivers cost-effective mobility solutions for customers. During FY 2025-26, JK Tyre further strengthened its retreading network by expanding its authorised JK Retread Centres and enhancing service capabilities through process standardisation and technological innovation. Select facilities have adopted process monorail systems to improve operational efficiency, process control and service quality, while solar-powered retread centres demonstrate the integration of renewable energy into aftermarket operations. The introduction of new products, including solutions for the evolving EV segment, further reflects the Company's focus on aligning circular business models with changing customer and market needs. By extending tyre life and promoting responsible resource utilisation, JK Tyre continues to position retreading as a key enabler of circular economy principles, delivering environmental benefits alongside long-term value for customers and the business.

Retread Circularity Dashboard FY 2025-26

90+
JK Retread Centres

~6,50,000
Total number of tyres retreaded

4
Solar-powered JK Retread Centres

430+
Total active customers

8*
New retread SKUs

8
Facilities with process monorail systems

**Including EV-relevant offerings*

Resource Use and Material Transition

Given the tyre industry's reliance on crude-linked, resource-intensive inputs, JK Tyre focuses on material transition through sustainable materials, circular feedstocks and improved visibility into value-chain environmental exposure.

Key Focus Areas

- Process improvements to minimise waste generation at source
- Strengthening segregation and recycling practices to enhance material recovery
- Increased emphasis on circular utilisation of by-products and waste streams
- Continuous monitoring and optimisation of waste intensity across plants

EPR for End-of-life Tyres

JK Tyre is registered on the CPCB EPR portal and fulfils its extended producer responsibility (EPR) obligations by procuring EPR certificates from authorised recyclers in accordance with applicable regulations. During FY 2025-26, the Company remained fully compliant with its EPR obligations for end-of-life tyres (ELTs).

The Company complements its EPR commitments through tyre retreading, which extends product life, reduces raw material consumption and supports resource circularity. Consumer awareness programmes on tyre maintenance, including proper inflation, rotation and alignment, further enhance tyre life and promote responsible product use.

End-of-life Tyre Strategy

JK Tyre proactively monitors the evolving regulatory landscape governing end-of-life tyres and works closely with industry bodies and policymakers to support the development of an effective circular economy framework. As a member of Automotive Tyre Manufacturers' Association (ATMA) and Indian Tyre Technical Advisory Committee (ITTAC), the Company actively participates in policy discussions on ELT management and supports the implementation of the national EPR framework. It also continues to increase the use of reclaimed and regenerated materials in manufacturing to reduce environmental impacts across the product life cycle.

EPR for Plastics

The Company complies with applicable EPR requirements for plastic packaging by engaging CPCB-authorised recyclers and implementing plastic recovery measures. JK Tyre maintained 100% compliance with its plastic packaging EPR obligations during the reporting period.

E-waste Management

Although JK Tyre does not generate post-consumer e-waste, all e-waste arising from its operations is collected and disposed of through authorised recyclers in accordance with CPCB guidelines, ensuring environmentally sound management of electronic waste.

100%

Compliance with EPR obligations for tyres and plastic packaging during FY 2025-26

3,129.91 MT

EPR for plastic purchased in FY 2025-26

Policy Framework and Governance

JK Tyre's environmental governance framework integrates responsible material use, waste minimisation and circularity into business operations through its Environmental Policy, Resource Policy, Waste Management Strategy, Green Purchase Policy, ODS Control Policy, Sustainability Policy and Mission Statement on Sustainable Growth. These policies guide responsible resource use, product end-of-life management, recycling, sustainable procurement and hazardous substance management, embedding environmental considerations throughout the product life cycle.

Waste Management Training and Awareness

JK Tyre continues to strengthen employee capability through a structured waste management training framework covering 100% of employees. The programme comprises:

- **General Awareness:** Induction programmes, shop-floor awareness sessions and organisation-wide communication campaigns promoting waste segregation and minimisation
- **Functional Training:** Role-specific training on waste classification, handling procedures and environmental compliance
- **Core Team Development:** Advanced capability-building programmes for environmental champions and internal auditors, focusing on waste reduction, Kaizen projects and continuous improvement

Employee engagement is further strengthened through suggestion schemes, 5S initiatives, zero defect workstation programmes, Kaizen projects and awareness campaigns conducted on occasions such as World Environment Day, reinforcing a culture of resource efficiency and environmental responsibility.

Biodiversity Impact

Biodiversity Management

JK Tyre integrates biodiversity conservation into its environmental management approach through a dedicated Biodiversity Policy and site-level biodiversity action plans. As a signatory to the Confederation of Indian Industry – India Business and Biodiversity Initiative (CII-IBBI), the Company undertakes biodiversity risk assessments, employee awareness programmes and site-level conservation initiatives, supported by Biodiversity Champions at each manufacturing location. None of the Company's manufacturing facilities are located within or adjacent to protected areas or ecologically sensitive zones. Nevertheless, third-party biodiversity assessments have been conducted across all manufacturing locations to understand ecological interactions, identify biodiversity risks and strengthen conservation efforts.

For more information, please refer to the BRSR section of the Integrated Annual Report 2025-26.



Environmental Policy and Biodiversity

Biodiversity conservation is embedded within JK Tyre's Environmental Policy and Biodiversity Management Procedure, which guide the identification, mitigation and monitoring of biodiversity impacts across operations. The framework aligns biodiversity conservation with the Company's broader environmental objectives and promotes responsible land management, ecosystem protection and continual environmental improvement.

Biodiversity Protection Policy

The Company's biodiversity strategy focuses on:

- Integrating biodiversity considerations into business decisions
- Minimising biodiversity risks across operations and the value chain
- Promoting biodiversity awareness among employees and external stakeholders
- Encouraging stakeholder participation in conservation initiatives
- Monitoring and reporting progress on biodiversity performance and conservation actions

Soil Health Management

JK Tyre manages soil quality through its contaminated land and groundwater management procedure, which establishes measures to prevent contamination, monitor soil conditions and mitigate land-related risks. The Company continues to implement responsible land management practices that protect soil health and support long-term ecosystem resilience.

Biodiversity Risk Assessment and Impact

During FY 2025-26, JK Tyre completed third-party biodiversity risk and impact assessments across its manufacturing locations using a standardised methodology incorporating GIS screening, ecological surveys, vegetation mapping, aquatic assessments and biodiversity risk analysis. Assessments covered all major manufacturing locations and were aligned with:

- **IFC Performance Standard 6:** Biodiversity Conservation and Sustainable Management of Living Natural Resources
- **IUCN Mitigation Hierarchy:** Avoid, Minimise, Restore and Offset
- Wildlife (Protection) Act, 1972

The assessments concluded that the Company's operations present a low biodiversity risk, with no significant impacts identified on surrounding ecosystems.

Biodiversity Baseline

Comprehensive assessments recorded a rich diversity of flora and fauna across manufacturing locations, including 146 tree species, 103 shrubs, 96 herbs, 32 climbers, 11 palms and 8 grass species, together with 75 bird species, 22 butterfly species, 7 mammal species and 4 herpetofauna species. Species of conservation significance were identified using the IUCN Red List and the Wildlife (Protection) Act, providing an important ecological baseline for future conservation and monitoring programmes.

Environmental Impact Assessment

JK Tyre continues to comply with the Environmental (Protection) Act, 1986 and the Environmental Impact Assessment Notification, 2006. Environmental Impact Assessments are undertaken, where applicable, through independent agencies to evaluate environmental impacts and support responsible operational planning.

Biodiversity Awareness

The Company continues to strengthen biodiversity awareness through regular employee sensitisation programmes and a dedicated Biodiversity Awareness Module. Biodiversity Champions at each manufacturing location lead local engagement initiatives, while campaigns organised on occasions such as World Earth Day and World Environment Day encourage plantation drives and promote awareness of ecosystem conservation and coexistence with nature.

100%

Employees covered under biodiversity awareness sessions

Recognising Ecological Dependencies

Biodiversity and ecosystems are material environmental themes for JK Tyre, requiring consideration of both operational locations and value-chain dependencies, especially where sourcing links to land use, ecological sensitivity or natural-resource pressure. For JK Tyre, natural rubber is a strategically important input with ecological and supply-security implications, with water security, local depletion, polluted discharge and upstream deforestation identified as key natural-capital considerations.

Applying the TNFD LEAP Approach

JK Tyre applies the Taskforce on Nature-related Financial Disclosures (TNFD)'s LEAP approach to systematically identify and assess its interactions with nature and the resulting implications for the business. The framework supports a structured evaluation of nature-related dependencies, impacts, risks and opportunities across the Company's operations and value chain.

The approach comprises four interconnected stages:

- **Locate:** Identify operational locations, value-chain activities and sourcing relationships that interact with nature, including areas of ecological sensitivity
- **Evaluate:** Examine the Company's dependencies on ecosystem services and its actual or potential impacts on biodiversity and natural resources
- **Assess:** Determine the nature-related risks and opportunities that may influence operations, sourcing, resilience and long-term value creation
- **Prepare:** Develop appropriate responses, management actions, metrics and disclosures for material nature-related matters in line with the TNFD recommendations

Insights generated through the LEAP process inform JK Tyre's risk management, strategic planning and ongoing efforts to strengthen transparent nature-related reporting.

For more information, please refer to the JK Tyre Taskforce on Nature-related Financial Disclosures (TNFD) Report 2025-26.



Scope of the Assessment

F1 Type of Business

- What is the nature of JK Tyre's business as a financial institution?
- What are the main functional units within JK Tyre's business?

F2 Entry Points

- In which sectors/geographies does JK Tyre allocate capital?
- What asset classes/financial products does JK Tyre have and what are their potential interactions with nature?
- What biomes/ecosystems do JK Tyre's financial activities interact with and how?

F3 Type of Analysis

- What level of assessment is feasible/ appropriate for JK Tyre's business, given the level of aggregation of financial products and services?

T N F D

Locate
Interface with Nature

L1: Business Footprint
Where are JK Tyre's direct assets and operations and its related value chain (upstream and downstream) activities?

L2: Nature Interface
Which biomes and ecosystems do these activities interface with?

What is the current integrity and importance of the ecosystems at each location?

L3: Priority Location Identification
At which locations is JK Tyre interfacing with ecosystems assessed as being low integrity, high biodiversity importance and/or areas of water stress?

L4: Sector Identification
What sectors, business units, value chains or asset classes are interfacing with nature in these priority locations?

Evaluate
Dependencies and Impacts

E1: Identification of Relevant Environmental Assets and Ecosystem Services
What are JK Tyre's business processes and activities at each priority location?

What environmental assets and ecosystem services does JK Tyre have a dependency or impact on at each priority location?

E2: Identification of Dependencies and Impacts
What are JK Tyre's nature-related dependencies and impacts across its business at each priority location?

E3: Dependency Analysis
What is the size and scale of JK Tyre's dependencies on nature in each priority location?

E4: Impact Analysis
What is the size and scale of JK Tyre's nature impacts in each priority location?

Assess
Material Risks and Opportunities

A1: Risk Identification and Assessment
What are the corresponding risks for JK Tyre?

A2: Mitigation and Management of Existing Risks
What existing risk mitigation and management approaches are already being applied by JK Tyre?

A3: Mitigation and Management of Additional Risks
What additional risk mitigation and management actions should JK Tyre consider?

A4: Materiality Assessment
Which risks are material and should be disclosed in line with the TNFD disclosure recommendations?

A5: Opportunity Identification and Assessment
What nature-related opportunities does this assessment identify for JK Tyre's business?

Prepare
To Respond and Report

Strategy and Resource Allocation

P1: Strategy and Resource Allocation
What strategy and resource allocation decisions should be made because of this analysis?

P2: Performance Measurement
How will JK Tyre set targets and define and measure progress?

Disclosure Actions

P3: Reporting
What will JK Tyre disclose in line with the TNFD disclosure recommendations?

P4: Presentation
Where and how does JK Tyre present its nature-related disclosures?

Strategic Integration and Resilience

JK Tyre integrates material nature- and climate-related considerations into its business strategy, enterprise risk management and long-term planning processes. Applicable environmental regulations relating to pollution control, waste management and resource efficiency inform operational controls, capital allocation, emissions-reduction initiatives, circularity measures and risk-mitigation planning.

The Company assesses nature-related dependencies, impacts, risks and opportunities across short-, medium- and long-term horizons, considering their potential implications for its operations, value chain and financial planning. Particular attention is given to the responsible sourcing of natural rubber, water availability and stress, biodiversity-sensitive locations, upstream deforestation exposure and evolving supply-chain expectations.

Location-specific assessments of assets and activities support the identification of ecological sensitivities and strengthen operational planning and risk response. By embedding these considerations within its business model and decision-making processes, JK Tyre seeks to reduce exposure to nature- and climate-related risks, respond to emerging opportunities and strengthen resilience across its operations and value chain. While impact identification and location-based assessments are established, the Company recognises scenario-based resilience analysis as an area for continued development.



Biodiversity and Ecosystem Dashboard FY 2025-26

5
Sites assessed for biodiversity sensitivity

12,000
Number of saplings planted

100%
Biodiversity risk assessments conducted (across all five sites)

0
Sites located near protected or ecologically sensitive areas

100%
Deforestation-risk assessment coverage

60%
Key raw material suppliers assessed*

13
IUCN Red List fauna species identified across manufacturing locations

23
IUCN Red List flora species identified across manufacturing locations

**Using the WWF Biodiversity Risk filter (by value)*

Natural Rubber and Ecological Responsibility

Natural rubber links environmental stewardship with supply-chain resilience for JK Tyre, making nature-linked sourcing exposure, water risks and deforestation across the value chain key considerations, with stronger traceability supporting readiness for evolving sustainability expectations.

Biodiversity Risk Profile and Mitigation

JK Tyre continues to strengthen biodiversity resilience by integrating ecological considerations into its operational planning and environmental management practices. Third-party biodiversity assessments confirmed that none of the Company's manufacturing facilities are located within or adjacent to ecologically sensitive areas or critical habitats. The assessments also concluded that the Company's operations present a low biodiversity risk, with no significant impacts identified on surrounding ecosystems.

To further minimise biodiversity impacts, the Company has implemented a range of mitigation measures, including:

- Development and enrichment of greenbelts using native species, alongside butterfly gardens and wetlands
- Monitoring and control of invasive species
- Human–wildlife coexistence (HWC) protocols and awareness signage to minimise wildlife interactions
- Advanced air pollution control systems to reduce particulate emissions
- Efficient wastewater treatment through STPs, ETPs and Zero Liquid Discharge (ZLD) systems

JK Tyre complements these initiatives through its 10R Circularity Framework (Refuse, Rethink, Reduce, Reuse, Repair, Refurbish, Remanufacture, Repurpose, Recycle and Recover), promoting resource efficiency and reducing ecological impacts across the value chain. The Company also implements a Sustainable Natural Rubber Sourcing Policy, aligned with the Global Platform for Sustainable Natural Rubber (GPSNR), encouraging responsible sourcing practices that help prevent deforestation, protect biodiversity and conserve natural ecosystems.

CII-IBBI Commitment

As a signatory to the CII–India Business & Biodiversity Initiative (IBBI), supported by GIZ and the Ministry of Environment, Forest and Climate Change (MoEFCC), JK Tyre is committed to integrating biodiversity considerations into its business strategy. Through this commitment, the Company focuses on:

- Mapping biodiversity-business interfaces
- Assessing biodiversity-related risks and opportunities
- Setting measurable biodiversity objectives and targets
- Appointing Biodiversity Champions across manufacturing locations
- Promoting biodiversity-positive practices through stakeholder engagement
- Advancing biodiversity and ecosystem service valuation

Commitments for the Future

JK Tyre continues to strengthen its biodiversity agenda through measurable long-term commitments, including:

- Planting 1 million additional trees by 2030
- Conducting five biodiversity awareness programmes per manufacturing site annually

For more information, please refer to the JK Tyre Taskforce on Nature-related Financial Disclosures (TNFD) Report 2025-26.



PEOPLE

Building Capability, Sharing Progress

The People pillar at JK Tyre focuses on building a safe, capable and future-ready workforce while strengthening connected communities, with people practices central to consistent execution and responsible growth.

During FY 2025-26, JK Tyre strengthened workforce capability, leadership development, engagement, safety, diversity, inclusion and community impact, aligned with material themes spanning employee well-being, human rights, fair work, responsible sourcing and social development.

Material Topics

- Employee retention, development and well-being
- Human rights, fair work and responsible sourcing across value chain
- Community impact and social development

Stakeholders Impacted

Alignment with UN SDGs



Human Resources

Strengthening the Workforce

JK Tyre recognises its people as the foundation of operational excellence, innovation and long-term business resilience. During FY 2025-26, the Company continued to strengthen its workforce through focused investments in capability building, leadership development, digital and AI readiness, employee well-being and an inclusive workplace culture. By fostering continuous learning, enhancing engagement and creating meaningful career opportunities, JK Tyre is building a future-ready workforce equipped to support sustainable growth and evolving business priorities.

Workforce Age Distribution*

Age Group	Male	Female	Total
<30 years	1,189	34	1,223
30-50 years	6,133	4	6,137
>50 years	1,654	33	1,687
Total	**8,976**	**71**	**9,047**

**permanent employees and workers*

New Hires by Age

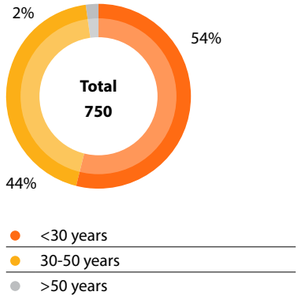

Fair Compensation and Benefits

JK Tyre provides fair, equitable and competitive remuneration through its Living Wage Policy. An independent third-party assessment, conducted using the Anker Methodology, confirmed that employee wages exceed established living wage benchmarks. The Company provides maternity leave, childcare facilities and healthcare coverage, tailored to employee levels. JK Tyre also maintains housing colonies at Kankroli Tyre Plant and Laksar Tyre Plant (erstwhile Cavendish Industries Limited) to ensure adequate housing for employees.

Promotions and Development

The Company follows a structured and merit-based performance management system (PMS) to support career progression. Annual performance objectives are established under the MPCP framework and evaluated jointly by employees, managers and HR to inform performance reviews, development planning and promotion decisions. Competency assessments and targeted learning interventions further support employee growth, while the Corporate Ethics and Code of Conduct reinforce fairness, transparency and accountability throughout the process.

Long-term Incentive Scheme

JK Tyre's Long-term Incentive (LTI) Scheme recognises and rewards high-performing employees based on sustained performance and future leadership potential. By aligning employee rewards with long-term organisational objectives, the scheme supports talent retention and encourages sustainable value creation.

Human Resources Dashboard FY 2025-26

17,917
Total workforce strength

2,185
Permanent employees

6,862
Permanent workers

750
New hires

~20
Average leadership tenure (in years)

53%
Local hiring at significant locations

Talent Continuity and Internal Mobility

JK Tyre strengthened talent continuity through structured progression, succession planning and mobility-focused processes to build bench strength and align leadership capability with future business needs. A structured SOP-driven framework and internal progression pathways support talent development and leadership continuity, strengthening workforce resilience and alignment with long-term organisational needs.

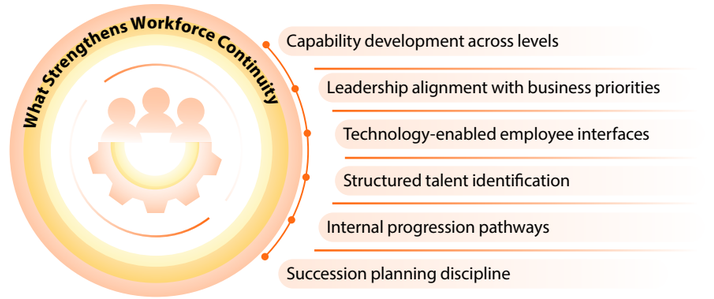

9.52
Average employee tenure (in years)

33%
Senior management (General Manager and above) at significant locations are hired from the local community



Chairman's Cup



Human Rights and People Policies

JK Tyre's people policies are rooted in responsible employment, ethical conduct, fairness and non-discrimination, reinforcing a culture of trust, accountability and lawful conduct. The Company's values, care for people, integrity, openness, fairness and trust, guide expected behaviour and are reinforced through policies, awareness mechanisms, grievance channels and governance processes.

Human Rights Governance

JK Tyre is committed to upholding internationally recognised human rights across its operations and value chain. Human rights performance is supported through internal governance mechanisms, periodic audits and established grievance channels that enable employees and workers to raise concerns confidentially through their line managers, HR business partners or designated reporting mechanisms. Findings are reviewed regularly, with corrective actions implemented wherever required to strengthen compliance and accountability.

Policy Commitment to Respect Human Rights

The Company conducts its business in accordance with internationally recognised principles, including the UN Global Compact, ILO Core Labour Standards and the UN Sustainable Development Goals (SDGs). JK Tyre promotes equal opportunity, non-discrimination and fair treatment while integrating environmental and social risk assessments into its operational decision-making. The Company remains committed to protecting the rights of all employees and ensuring ethical business practices throughout its operations.

Child Labour and Forced Labour Prevention

JK Tyre follows a zero-tolerance policy towards child labour, forced labour and all forms of involuntary employment. Its SA 8000-certified Social Accountability Management System, Corporate Ethics and Code of Conduct, periodic internal audits, supplier assessments and third-party reviews support compliance with applicable labour standards. Employee awareness programmes, grievance mechanisms and continuous monitoring further strengthen the Company's efforts to prevent, identify and address human rights risks across its operations and value chain.

Preventive Measures

JK Tyre has established comprehensive preventive measures to eliminate the risks of child labour, forced labour and human trafficking across its operations.

- **Age Verification:** Robust age verification procedures are followed during recruitment, with all prospective employees required to submit valid proof of age before employment.
- **Training and Awareness:** Regular training programmes under the SA 8000 framework strengthen employee awareness of child labour, forced labour and human trafficking prevention.
- **Monitoring and Assurance:** The effectiveness of these controls is reviewed through the Company's SA 8000-certified management system, supported by periodic internal assessments and independent third-party audits across manufacturing locations.



Safety training

Ethical Conduct Dashboard FY 2025-26

100%
Employees covered by Code of Conduct training

100%
Employees apprised of anti-corruption policies

Zero
Reported incidents of corruption

Zero
POSH complaints received

Zero
Whistle-blower complaints received

Zero
Human rights complaints received

Freedom of Association and Collective Bargaining

JK Tyre recognises employees' rights to freedom of association and collective bargaining in accordance with applicable laws and international labour standards. The Company maintains constructive engagement with recognised trade unions and employee representatives through regular dialogue on workplace welfare, productivity and employee concerns, fostering transparent communication and stable industrial relations.

Employee Representation and Stakeholder Consultation

The Company has established structured mechanisms for employee representation and stakeholder engagement across all manufacturing locations. Employees covered under collective bargaining agreements (CBAs) are represented by recognised trade unions, while the social performance team (SPT), constituted under the SA 8000:2014 framework, brings together management and worker representatives to discuss labour practices, occupational health and safety, human rights and workplace well-being. Regular meetings, risk assessments and grievance reviews support timely corrective actions and continuous improvement.

Joint safety, welfare and cultural committees further encourage employee participation in improving workplace practices and strengthening organisational engagement.

Worker Representation

Worker representation is governed through the Company's Certified Standing Orders, under which the President elected by the recognised trade union serves as the official workers' representative. This framework ensures that employees have an effective and structured voice in workplace consultation and decision-making processes.

Category	Total Employees/ Workers in Respective Category (A) in FY26	No. of Employees/ Workers in Respective Category Part of Association(s) or Union(s) (B) in FY26	% (B/A)	Total Employees/ Workers in Respective Category (C) in FY25	No. of Employees/ Workers in Respective Category Part of Association(s) or Union(s) (D) in FY25
Total permanent employees	2,185	0	0%	2,118	0
Male	2,119	0	0%	2,065	0
Female	66	0	0%	53	0
Total permanent workers	6,862	5,555	80.95%	7,095	6,116
Male	6,857	5,552	80.96%	7,091	6,114
Female	5	3	60%	4	2



Service awards

Collective Bargaining Coverage

JK Tyre's collective bargaining agreements (CBAs) establish a structured framework for employee welfare, workplace rights and industrial relations. The agreements cover the following key areas:

- **Employee Health and Safety:** CBAs provide for safe and healthy working conditions in compliance with the Factories Act, 1948 and other applicable regulations. Joint Safety Committees comprising management and worker representatives oversee workplace risk assessments, accident prevention, safety awareness, PPE provision, medical facilities and implementation of corrective actions.
- **Working Conditions:** The agreements define wages, benefits, working hours, shift schedules, overtime, leave entitlements and welfare facilities, including canteens, restrooms, drinking water and medical services. Established grievance mechanisms and joint welfare committees support continuous improvement in workplace conditions.
- **Career Management and Training:** CBAs promote continuous learning, technical upskilling, multi-skilling and transparent career progression through structured training programmes, time-bound promotions, internal job opportunities and merit-based advancement, in collaboration with HR, technical teams and employee representatives.
- **Diversity, Non-discrimination and Harassment:** The agreements reinforce equal opportunity, merit-based employment practices and zero tolerance towards discrimination and workplace harassment. Grievance redressal mechanisms and Internal Complaints Committees (ICCs) support the fair resolution of concerns in accordance with the POSH Act, 2013, fostering an inclusive and respectful workplace.

Formal Employee Representation Bodies

JK Tyre has established formal employee representation mechanisms that promote continuous dialogue and consultation between management and employees. In addition to recognised trade unions representing employees covered under CBAs, the Company has constituted:

- Safety Committees to oversee workplace health and safety
- Canteen Committees to monitor food quality, hygiene and employee welfare
- Welfare and Benevolent Fund Committees to administer employee welfare initiatives
- Cultural and Sports Committees to encourage employee engagement and inclusion
- Internal Complaints Committees (ICCs) to address workplace harassment under the POSH framework

Freedom of Association and Collective Bargaining Risks

During FY 2025-26, JK Tyre did not identify any material risks relating to freedom of association or collective bargaining across its operations or supply chain. No incidents or conditions were identified that could restrict employees' rights to organise, associate freely or participate in collective bargaining in accordance with applicable laws. JK Tyre has procedures in place to assess and monitor these risks on an ongoing basis, including through stakeholder engagement and third-party audits.

Working Conditions and Fair Compensation

JK Tyre is committed to providing fair, equitable and competitive working conditions in accordance with applicable labour laws and internationally recognised standards. Through its Living Wage Policy, the Company ensures that employee wages meet or exceed statutory and industry requirements and support a decent standard of living. Minimum wage notifications are displayed at all manufacturing locations, while overtime is compensated in accordance with applicable legal provisions. Open communication on workplace conditions is supported through established policies on freedom of association, collective bargaining and the Corporate Ethics and Code of Conduct.

Employee Grievance Mechanisms

The Company maintains a structured grievance redressal framework that enables employees and workers to raise workplace concerns through supervisors, HR representatives and departmental leadership. Grievances are addressed within defined timelines through a transparent escalation process, while maintaining the confidentiality of the complainant. Additional grievance mechanisms are available for specific employee categories and matters, as disclosed in the Company's BRSR on page 178 of the Integrated Annual Report 2025-26.

Protection Against Reprisals

JK Tyre is committed to ensuring that employees can raise concerns without fear of retaliation. An open-door policy, supported by the Company's ISO 45001 Occupational Health and Safety Management System and SA8000-certified Social Accountability Management System, enables employees to report unsafe conditions or workplace concerns directly to supervisors, HR or senior management, with appropriate safeguards against reprisals.

Family-friendly Programmes

The Company offers a range of family-friendly benefits designed to support employee well-being and work-life balance, including maternity benefits, healthcare coverage and educational scholarship programmes for employees' children, reinforcing its commitment to employee welfare beyond the workplace.

Anti-discrimination Stance

JK Tyre promotes an inclusive workplace founded on merit, equal opportunity and mutual respect. Employment decisions are based on competence and performance, without discrimination on the basis of caste, religion, gender or other protected characteristics.





Worker training

Code of Conduct and Ethical Behaviour

During FY 2025-26, JK Tyre reinforced its commitment to ethical business conduct through organisation-wide training on the revised Code of Conduct. The programme was supported by awareness mechanisms, defined escalation processes and disciplinary reviews to reinforce values-led execution. This approach strengthens the link between people practices and organisational trust, with behavioural consistency playing a critical role in fostering a responsible and accountable workplace amid increasing digital complexity. The Company conducted awareness sessions for all employees to ensure they understood the revised guidelines and their practical application. These initiatives were complemented by regular discussions that continue to reinforce ethical behaviour, promote transparency and strengthen accountability across the organisation. JK Tyre also provides comprehensive training on corporate ethics, including a specific focus on preventing corruption and bribery, enabling employees to uphold the highest standards of integrity in all business dealings.

JK Tyre's Code of Conduct Coverage

- Anti-bribery and corruption
- Sexual harassment prevention
- Conflict of interest management
- Fair dealing and ethical business practices
- Protection of company assets
- Confidentiality and data protection
- Vigil mechanism/ Whistleblower policy
- Equal opportunity employer
- Dignity and respect
- Human rights
- Performance and growth
- Conflicts of interest
- Insider trading
- Improper payments
- Antitrust laws and competitor's information
- Money laundering
- Intellectual property rights

Policy on Conflicts of Interest for Employees

JK Tyre upholds the highest standards of professional conduct and expects employees to avoid situations where personal interests may conflict with those of the Company. The Corporate Ethics and Code of Conduct require employees to disclose any actual or potential conflicts of interest to the appropriate authority. Employees are prohibited from engaging in any business, relationship or activity that could create a conflict with the Company's interests.

At the time of appointment, employees are required to disclose any potential conflicts arising from family businesses or associations with competitors, suppliers or customers. Prior approval from the Business Head and HR Head is also required before undertaking any external business activities.

Anti-bribery and Anti-corruption

JK Tyre recognises corruption as a significant business risk that can undermine organisational integrity and reputation. To mitigate this risk, the Company has established robust internal controls, compliance frameworks and regular audit processes to monitor adherence to anti-corruption requirements. The Company's risk assessments have not identified any material corruption-related risks. The Corporate Ethics and Code of Conduct prescribes a defined approval process for sensitive transactions, including gifts and travel. All such transactions require approval from the appropriate authority to ensure they do not create conflicts of interest or violate Company policies. Employees are required to disclose gifts or travel that could influence business decisions or relationships, reinforcing transparency, accountability and ethical conduct.

External Verification and Stakeholder Engagement

As part of its SA 8000 certification, JK Tyre undertakes external verification and stakeholder engagement to independently validate its human rights and labour practices. These processes also provide valuable stakeholder feedback, supporting continuous improvement in social accountability performance.

Prevention of Retention of Employee Identification Documents

JK Tyre follows a strict non-retention policy for employee and contractor identity documents in accordance with its Social Accountability Management System (SA 8000:2014) and Human Rights Policy. Original identity documents are returned immediately after verification during recruitment and onboarding, while copies required for statutory purposes are securely retained with employee consent. Compliance is monitored through periodic audits, contractor assessments and worker interviews conducted by the Social Performance Team (SPT).

Employee Freedom of Movement

JK Tyre safeguards employees' freedom of movement and employment choice through its Corporate Ethics and Code of Conduct, which prohibits all forms of coercion, confinement and restriction. The Code promotes voluntary employment while upholding respect, dignity and fair treatment for all employees. The Company strictly prohibits forced, bonded or involuntary labour, including the withholding of personal identification documents, financial deposits or restrictions on movement within Company premises. Entry and exit procedures are governed solely by standard safety, attendance and security protocols, ensuring compliance with legal and ethical requirements.

Occupational Health and Safety

Occupational health and safety is central to JK Tyre's People strategy, with a focus on systems, training, leadership and continuous monitoring to create safer workplaces and build safety awareness. Safety performance strengthens operational resilience by reducing risks, improving preparedness and reinforcing employee well-being and responsible execution.



Fire safety training

OHS Dashboard FY 2025-26

Nil
Fatalities

8[1] & 1[2]
Total recordable injury rate

100%
Workers covered by safety training

0.29[1] & 0.06[2]
LTIFR

100%
Employees covered by safety training

100%
Plants certified to ISO 45001

[1] Employees; [2] Workers

Building a Safety Culture

JK Tyre's safety approach focuses on prevention, awareness, training and operational discipline, with safety embedded into daily routines and reinforced through leadership commitment and consistent communication. The Company strengthened its safety culture through better near-miss reporting, hazard identification, root-cause analysis, audits, emergency preparedness and contractor safety governance.

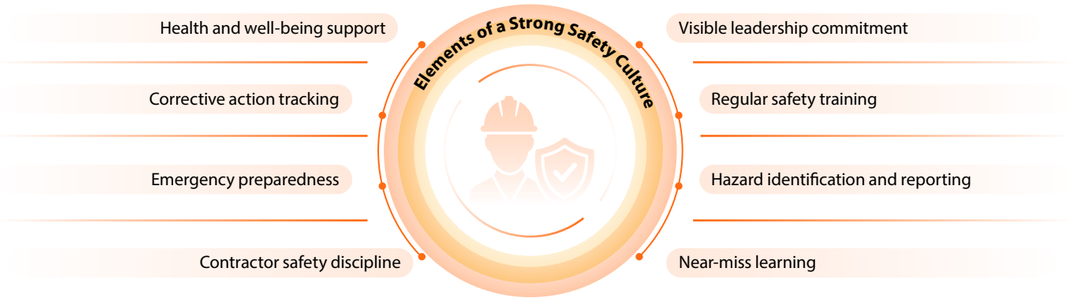

Health and Safety Management System

JK Tyre's Health, Safety and Environment (HSE) Policy reflects its commitment to providing a safe and healthy workplace for employees, contractors, sub-contractors and transporters across its operations. The Occupational Health and Safety Management System (OHSMS) covers all activities and personnel within the Company's plant boundaries, ensuring comprehensive management of workplace health and safety risks.

All manufacturing units are certified to ISO 45001, demonstrating alignment with internationally recognised occupational health and safety management standards. The OHSMS is built on a structured risk management framework and incorporates continuous improvement, systematic risk assessments and active employee participation in safety practices. JK Tyre also conducts structured safety audits in accordance with IS 14489 to ensure regulatory compliance, strengthen operational discipline and foster a robust safety culture across all locations.

The Company complies with all applicable statutory requirements, including the Factories Act and relevant local regulations. In the event of the death of an employee or worker, JK Tyre provides a compensatory package to support the financial well-being of the individual's family.

Procedure for Reporting Health and Safety Concerns

JK Tyre provides multiple channels for employees to report health and safety concerns, including an online portal, direct reporting to supervisors, toolbox talks, safety committee meetings, Gemba (safety patrols), suggestion boxes and safety registers. All concerns are documented, investigated and addressed through appropriate corrective actions. Progress is monitored, outcomes are communicated to relevant stakeholders and employee confidentiality is maintained under a strict non-retaliation policy.

Mitigating Occupational Health and Safety Impacts

Safety audits form an integral part of JK Tyre's risk management and continuous improvement approach. The audit programme evaluates regulatory compliance, identifies opportunities for improvement and assesses the effectiveness of workplace safety systems. It includes walk-through audits, inter-departmental audits, monthly theme-based audits, statutory inspections and third-party certification audits.

Workplace Safety Monitoring

JK Tyre adopts a comprehensive approach to monitoring workplace hazards and minimising employee exposure, particularly to noise, through proactive risk management and engineering controls.

Noise Monitoring and Control

Employee exposure to noise is monitored through quarterly noise mapping studies conducted by accredited third-party agencies, complemented by regular in-house monitoring by the Environment, Health and Safety (EHS) team across all plant locations.

Risk Management

Noise has been identified as a significant workplace hazard through the Company's Hazard Identification and Risk Assessment (HIRA) process. Appropriate controls are implemented in line with the hierarchy of controls, including:

- **Substitution:** Replacing outdated machinery with quieter equipment
- **Engineering Controls:** Installing acoustic enclosures, silencers and vibration-damping systems
- **Administrative Controls:** Implementing job rotation, limiting exposure duration and conducting regular in-house monitoring
- **Personal Protective Equipment (PPE):** Providing certified hearing protection to employees exposed to elevated noise levels

Preventive Maintenance

A predictive and preventive maintenance programme uses machine-mounted sensors to monitor noise and vibration levels, enabling timely corrective action when predefined thresholds are exceeded. Regular scheduled maintenance further helps reduce noise at its source.

Employee Feedback and Continuous Improvement

Employee feedback is gathered through safety patrols, Gemba walks, risk registers and suggestion schemes. Observations from internal audits and external assessments are tracked through to closure, supporting continuous improvement and sustained compliance with statutory noise standards.

Reactive Monitoring

JK Tyre adopts a structured approach to reactive monitoring by recording, analysing and reviewing workplace incidents to identify trends, determine root causes and strengthen preventive measures. The Company monitors:

- Near-miss incidents
- Occupational and non-occupational illness cases
- Minor and major injuries
- Reportable and non-reportable accidents

Insights from incident analyses support continual improvement of the Occupational Health and Safety Management System (OHSMS).

Feedback and Continuous Improvement

Continuous improvement is driven through employee feedback, behaviour-based safety (BBS) observations, risk assessments, incident investigations and audit findings. Improvement opportunities are documented, tracked and monitored to ensure timely implementation of corrective and preventive actions. Occupational health and safety performance, including accident trends, is regularly reviewed by senior management, reinforcing leadership accountability and driving continual enhancement of workplace safety.

Hazard Identification and Risk Assessment (HIRA)

JK Tyre conducts comprehensive Hazard Identification and Risk Assessments (HIRA) in accordance with its ISO 45001-certified Occupational Health and Safety Management System, covering both routine and non-routine activities. All work-related incidents, near misses and unsafe conditions are investigated using structured methodologies, including 5-Why analyses and HIRA reviews, to identify root causes and implement corrective and preventive actions based on the hierarchy of controls: elimination, substitution, engineering controls, administrative controls and personal protective equipment (PPE).

The effectiveness of implemented actions is verified through follow-up inspections, safety audits and periodic reviews, while key learnings are integrated into standard operating procedures, training programmes and risk registers. Supported by competent assessors, standardised assessment tools and regular reviews, the HIRA process strengthens hazard identification, risk mitigation and continual improvement across all operations.

Hazard Elimination and Risk Minimisation

At JK Tyre, hazard elimination and risk minimisation are driven through a structured risk management process based on the hierarchy of controls, ensuring hazards are systematically identified, assessed and mitigated across operations.



Shop floor townhall

Hazard Elimination and Risk Minimisation

At JK Tyre, hazard elimination and risk minimisation are driven through a structured risk management process based on the hierarchy of controls, ensuring hazards are systematically identified, assessed and mitigated across operations.

Hazard Identification and Risk Assessment (HIRA)	Audits and Reviews	Workplace Monitoring	Corrective and Preventive Actions	Continuous Improvement
Workplace hazards are identified through periodic HIRAs and prioritised using Risk Priority Numbers. Risks are controlled through the hierarchy of controls: elimination, substitution, engineering controls, administrative controls and personal protective equipment. Assessments are updated following process changes, equipment modifications and technology upgrades.	Internal and third-party safety audits are conducted at defined intervals to evaluate compliance and identify improvement opportunities. Observations are assigned clear responsibilities, timelines and corrective actions, with progress monitored by plant-level safety teams and the Corporate EHS function.	Routine safety inspections, patrols, Gemba walks and workplace observations are conducted to proactively identify hazards and reinforce safe work practices. Employees are encouraged to report unsafe conditions, promoting active participation in workplace risk management.	Identified hazards are assigned to designated owners for timely implementation of corrective and preventive actions. Progress is tracked through structured follow-up until all actions are effectively closed.	Safety performance is continuously strengthened through periodic reviews, monitoring and feedback, ensuring risk controls evolve with operational changes and support continual improvement across the Occupational Health and Safety Management System.

Worker Participation Forums

JK Tyre promotes active worker participation in occupational health and safety through structured Safety Committee meetings across manufacturing locations. Feedback from risk assessments, employee suggestions, incident investigations and audit findings is reviewed regularly and integrated into corrective actions and continual improvement initiatives, strengthening employee involvement in workplace safety.

Occupational Health Services

JK Tyre operates fully equipped 24×7 Occupational Health Centres across manufacturing locations, ensuring timely medical support and compliance with the Factories Act. The centres are staffed by qualified professionals, including:

- Associate Fellowship in Industrial Health (AFIH)-qualified doctors
- Qualified male and female nurses
- Licensed ambulance drivers

100%

Workers covered by occupational health and safety training

Scope of Healthcare Services

- Pre-employment medical examinations
- Periodic medical examinations
- Treatment and management of occupational injuries
- Occupational disease surveillance
- Fitness-for-duty assessments
- Return-to-work medical clearances

Non-occupational Healthcare

In addition to occupational healthcare, JK Tyre provides medical consultation, first aid and treatment for common non-occupational illnesses through its occupational health centres, ensuring employees have access to essential healthcare services at the workplace.

Health Promotion Programmes

The Company promotes employee health and well-being through preventive healthcare and wellness initiatives, including:

- Annual health check-ups covering lifestyle and occupational health parameters
- Blood donation drives
- International Yoga Day and wellness programmes
- Comprehensive health insurance coverage for employees and their families

Training on Occupational Health and Safety

JK Tyre provides OHS training to all employees and contract workers. Mandatory safety and ergonomic training is delivered through the Dojo onboarding programme and reinforced through refresher sessions, shop-floor monitoring and awareness initiatives.

On-the-job Training

Role-specific on-the-job learning, including 'Know Your Machine' sessions, equips employees to safely operate machinery, recognise workplace hazards and follow prescribed safety procedures.

One-point Lessons

Critical safety instructions and operational guidance are reinforced through one-point lessons displayed at workstations, providing employees with quick and practical references for safe working practices.

Contractor Training

Contract workers receive the same occupational health and safety training as permanent employees. In line with the Company's HSE Policy, all contractors undergo mandatory safety induction before commencing work and participate in regular refresher programmes to ensure consistent safety standards across operations.

Prevention of Repetitive Strain Injuries

JK Tyre adopts a proactive approach to preventing repetitive strain injuries (RSIs) through ergonomic risk assessments and workplace improvements. Hazard Identification and Risk Assessments (HIRA), supported by Rapid Entire Body Assessment (REBA) and Rapid Upper Limb Assessment (RULA) studies, are conducted to identify ergonomic risks and implement appropriate controls. Continuous improvement initiatives, including Kaizen projects, workstation redesign, job rotation and scheduled rest breaks with stretching exercises, help minimise physical strain and improve employee well-being.

Counselling Services

The Company supports employee mental well-being through confidential counselling services available to all employees. One-to-one counselling sessions provide support for stress management and emotional wellness, enabling employees to seek professional assistance in a safe, confidential and supportive environment.



Safety Excellence and Continuous Improvement

JK Tyre fosters a strong safety culture through employee participation, behavioural interventions and continuous improvement programmes. Key initiatives include:

- Kaizen Awards recognising innovative safety improvements
- Safety Committee meetings with worker representation to review safety performance and improvement actions
- Behaviour-based Safety (BBS) programmes promoting safe behaviours through observation, coaching and positive reinforcement

Emergency Preparedness

The Company maintains comprehensive emergency response procedures covering fire, chemical spills, medical emergencies, natural disasters and security incidents. Site-specific emergency response plans, approved by the Directorate of Industrial Safety and Health (DISH), are regularly tested through mock drills to ensure preparedness and effective response across all manufacturing locations.

Incident Reporting and Investigation

JK Tyre has established a structured incident reporting and investigation framework covering incidents, near misses and unsafe conditions. Employees can report concerns through multiple channels, including supervisors, safety committees and HSE teams. All reported incidents are investigated using structured root cause analysis methodologies, with corrective and preventive actions implemented to prevent recurrence and strengthen the Company's Occupational Health and Safety Management System.

Employee Engagement

JK Tyre is committed to fostering an inclusive, connected and high-performing workplace by creating opportunities for employees to stay informed, contribute ideas and participate in organisational initiatives. Through structured leadership interactions, internal communication platforms, knowledge-sharing programmes and recognition initiatives, the Company promotes transparency, collaboration and a shared sense of purpose while reinforcing employee involvement in driving organisational success.

Internal Communication

The Company keeps employees informed through structured internal communication platforms that promote transparency and knowledge sharing. Samvad, JK Tyre's monthly in-house magazine, features organisational updates, employee stories, quizzes and knowledge-based activities that encourage participation and continuous learning. Employees also receive the weekly 'My Company, My Industry' newsletter, providing insights into Company developments, industry trends, market updates and other important announcements.

Leadership Connect and Organisational Alignment

JK Tyre strengthens organisational alignment through structured interactions between employees and senior leadership, ensuring that strategic priorities are effectively communicated across the organisation. During FY 2025-26, the Company continued to conduct monthly V-Connect virtual town halls, physical town halls across manufacturing locations and skip-level meetings, providing employees with direct access to leadership and greater visibility into business performance, strategic priorities and organisational developments. Employees are also encouraged to submit questions through digital platforms, enabling transparent discussions during leadership interactions. Together, these initiatives reinforce the Company's vision, mission and values while fostering a culture of openness, trust and shared accountability.

12

V-Connect townhalls conducted in FY 2025-26

100%

Employees covered through engagement forums in FY 2025-26

Samvad

JK Tyre's monthly in-house magazine

Workforce Commitments and Progress

KPI	Target	Timeline	FY 26 Performance
Female representation among MCS employees	≥5%	By FY 2030	3.02%
Average training hours per employee	40 hours	By FY 2030	40.48
Lost time injury	Zero	Every year	9
Employee attrition rate	<12%	By FY 2030	15%



Tree plantation drive

Labour Relations

JK Tyre promotes constructive labour relations through a culture of mutual respect, collaboration and open communication. The Company's recognised collective bargaining agreements (CBAs) establish a transparent framework governing employee rights, workplace conditions, grievance resolution and industrial relations. Regular engagement with employee representatives through consultative forums, safety committees and welfare committees encourages active participation in workplace improvements, productivity and employee well-being. Supported by structured grievance mechanisms and collaborative dialogue, the Company continues to foster stable industrial relations, emphasising peaceful resolution of concerns and long-term employee engagement.

Employee Recognition

Recognising employee contributions is central to JK Tyre's people-first culture. During FY 2025-26, the Company introduced the Wall of Appreciation, a recognition platform that celebrates employees demonstrating exceptional performance, commitment and positive workplace behaviours. By acknowledging individual and team achievements, the initiative reinforces a culture of appreciation, motivation and excellence across the organisation.

Chairman's Cup for Quality Control Circles

The Chairman's Cup is a prestigious recognition platform for Quality Control Circle (QCC) teams across plants. Primarily comprising workmen, these teams identify operational challenges and implement shop-floor improvements to enhance quality and productivity, reduce waste, and drive innovation through structured problem-solving.

The competition begins at the plant level, where teams present their projects and results. The best-performing teams advance to the Chairman's Cup, where projects are evaluated on innovation, problem-solving methodology, sustainability of results, employee involvement, quality impact and overall business benefits. The top three teams are recognised and rewarded.

The initiative strengthens continuous improvement and employee engagement by encouraging process ownership, teamwork, cross-functional collaboration and the sharing of best practices. It also supports better product quality, lower defects and rework, improved customer satisfaction, and a stronger culture of operational excellence and innovation.

Champions Cup for Lean Six Sigma Projects

The Champions Cup is an improvement competition for MCS-level employees undertaking Lean Six Sigma projects. These projects address process inefficiencies and variation, improve productivity, optimise costs, enhance customer experience and deliver sustainable, data-driven business results.

Participants identify strategic improvement opportunities, apply Lean and Six Sigma tools, and execute projects that generate measurable gains. Following rigorous reviews at different levels, the most impactful projects compete at the organisational level, with winning teams recognised and rewarded for their contribution to organisational growth.

The Champions Cup promotes analytical thinking, structured problem-solving and data-based decision-making while driving operational excellence, process standardisation and innovation. It also strengthens leadership capabilities, develops future change agents, improves financial performance through cost and efficiency gains, enhances customer satisfaction and supports continuous improvement aligned with organisational objectives.

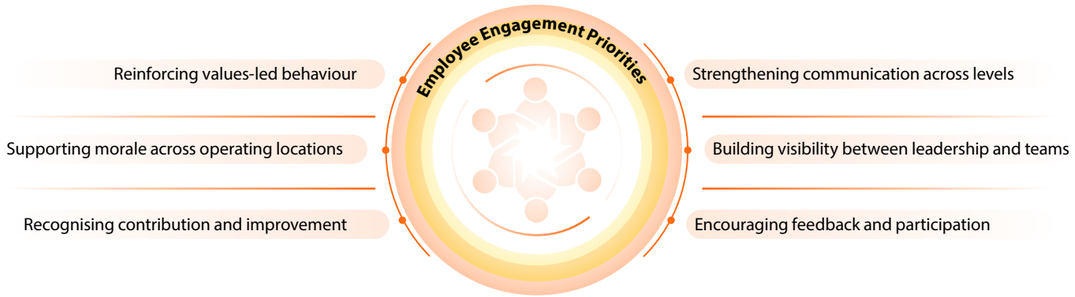

Training and Development

Building a Future-ready Workforce

Training and development are central to JK Tyre's response to technological change, manufacturing complexity, customer expectations and sustainability priorities, with a learning agenda focused on digital capability, leadership, functional skills, quality improvement and behavioural alignment. During FY 2025-26, JK Tyre continued to advance enterprise-wide digital capability building, executive and academic learning partnerships, quality circle platforms, Lean Six Sigma-led projects and coach and mentor pools. These initiatives supported capability building across functions and helped strengthen workforce readiness for technology-led transformation.

For more information on security personnel trained in human rights policies or procedures, please refer to page 185 of the Integrated Annual Report 2025-26.

Competency Framework

JK Tyre's talent management approach is anchored in a unified competency framework implemented across the J.K. Organisation, ensuring consistency in assessment, development and progression. The framework incorporates structured assessment and development centres, identifying high-potential talent, honing competency and targeting leadership development aligned with business needs.

34%
Management cadre (MC) are engineers

~5
Person-days of training per MC employee

Training and Development Dashboard FY 2025-26

77,713
Total training hours

>80%
Employees covered by digital capability initiatives

~40
Average training hours per employee

35+
Digital champions across functions

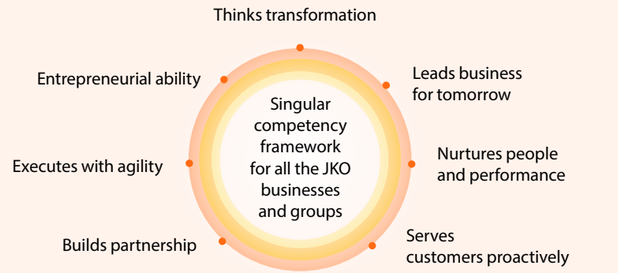

7
Competencies

4
Proficiency levels

Learning and Development

During the year, multiple targeted initiatives were undertaken to strengthen career management, training and overall employee development. A key highlight was the three-day iManage programme at Management Development Institute (MDI), Gurgaon, designed specifically for first-time managers to build managerial effectiveness, decision-making and people management capabilities.

In addition, a strong emphasis was placed on enhancing digital and AI skills, enabling employees and managers to stay future-ready and drive digital initiatives within their respective functions. Structured learning interventions and hands-on exposure supported this transition.

JK Tyre also initiated manager handholding sessions, where managers actively engaged with team members during competency gap analysis discussions to create personalised development plans and provide continuous guidance. Furthermore, career development was supported through competency-based learning pathways, ensuring employees clearly understand growth expectations across roles and levels. Internal mobility and cross-functional exposure opportunities were encouraged to broaden skillsets and career progression.

Core Competency and Career Development

The Company has adopted a structured and competency-driven approach towards employee career development, training needs assessment and capability enhancement. A key focus area has been strengthening the Competency Gap Analysis framework, supported by a comprehensive guidebook that clearly outlines expectations across strategic, operational and execution roles, mapped to proficiency levels from P1 to P4. This has enabled greater clarity in role expectations and more targeted development planning.

To further enhance learning accessibility and scalability, JK Tyre is in the process of launching a new e-learning platform, Skillsoft, which will provide employees with a wide range of self-paced learning resources and curated development journeys.

A strong internal capability-building ecosystem has also been developed, with internal trainers and subject matter experts driving contextualised and practical learning sessions across locations.

Additionally, the organisation promotes continuous learning through feedback mechanisms, manager-led development conversations and exposure to cross-functional opportunities, ensuring sustained capability enhancement and career growth across all levels.

Training and Development Programmes

JK Tyre continues to invest in building a future-ready workforce through structured learning, capability development and continuous upskilling. During FY 2025-26, the Company invested over ₹1.5 crores in employee learning and development, with a strong focus on aligning workforce competencies to evolving business needs and future readiness. A significant milestone during the year was the integration of digital and AI capability building into the overall learning strategy, supported by the introduction of digital acumen as a core competency applicable across all locations.

To accelerate its digital transformation journey, JK Tyre delivered curated learning interventions across digital and AI domains, equipping employees to drive innovation, undertake breakthrough projects and strengthen operational excellence within their respective functions. Functional capability development was further reinforced by developing subject matter experts across diverse functions, enabling them to design and deliver structured learning programmes while strengthening internal knowledge-sharing capabilities.

The Company's learning ecosystem spans technical, functional, behavioural and leadership development, alongside mandatory training on Corporate Ethics, the Code of Conduct, anti-corruption, conflict of interest, confidentiality, fair business practices and regulatory compliance. Human rights, discrimination and harassment awareness programmes are also conducted across the organisation to reinforce an ethical, inclusive and responsible workplace. Supported by continuous feedback, manager-led development conversations and cross-functional learning opportunities, JK Tyre continues to enhance employee capabilities, foster career growth and build a resilient, future-ready organisation.

100%
Employees covered under Corporate Ethics and Code of Conduct training

100%
Security personnel trained on the Company's human rights policies

100%
Employees covered under discrimination and harassment awareness training

Train-the-Trainer

JK Tyre strengthened its internal learning ecosystem by building a cadre of in-house behavioural trainers and functional subject matter experts through an intensive training programme.



~70%
Workforce coverage achieved in cascading Vision, Mission and Values (VMV) and Behavioural Competency Framework across locations

22
Internal behavioural trainers developed through a structured three-day programme

28
Functional SMEs onboarded and enabled across departments

Performance and Career Development Reviews

JK Tyre conducts structured performance and career development reviews to provide employees with regular feedback, identify development opportunities and align individual objectives with business priorities. The review process promotes transparency, supports capability enhancement and forms the foundation for career progression and succession planning.

95.69%
Employees receiving regular performance and career development reviews

Performance Management and Appraisal System

The Company operates a structured Performance Management System (PMS), under which annual objectives are established through the Management Performance and Career Plan (MPCP) framework. Employee performance is evaluated jointly by reporting managers and HR against defined objectives, with outcomes informing performance appraisals, development planning and career progression.

Career Pathways

The Company provides clearly defined career pathways across technical, managerial and cross-functional streams, enabling employees to pursue diverse career opportunities based on their capabilities and aspirations. Job rotation, challenging assignments and experiential learning further broaden employee skills and prepare future leaders for greater organisational responsibilities.

Specialised Development Programmes

To strengthen future leadership capabilities, JK Tyre sponsors high-potential employees for specialised learning programmes. In collaboration with JK Lakshmipat University, the Company offers a two-year MBA in Digital Product Management through The Hari Shankar School of Business, equipping employees with advanced digital, analytics and product management capabilities.

Labour-Management Relations

JK Tyre maintains constructive labour–management relations through transparent communication and structured consultation mechanisms. The Company provides at least 30 days' notice before implementing significant changes affecting employees, while matters relating to wages, working conditions and employee welfare for unionised employees are governed through collective bargaining agreements. These agreements promote consultation, mutual respect and peaceful resolution of workplace matters, supporting stable industrial relations across the organisation.



Townhall meeting

Diversity and Inclusion

Creating a More Inclusive Workplace

JK Tyre's diversity and inclusion approach focuses on fostering a fair, respectful and inclusive workplace that supports equal opportunity and long-term organisational resilience. During FY 2025-26, the Company strengthened women's participation across contractual roles, field sales, management trainee intakes and plant and support functions through targeted recruitment, infrastructure upgrades, sensitisation programmes and governance initiatives, including Internal Committee (IC) training.

The Company further reinforced its diversity, equity and inclusion (DEI) framework through regular POSH training, employee well-being programmes, inclusion campaigns, recognition initiatives, employee connect forums and robust grievance redressal mechanisms, promoting open communication, transparency and trust across the organisation.

Promoting Gender Inclusivity

The organisation undertook targeted initiatives to strengthen gender inclusion. A key focus was on deploying women employees in shop floor and core operational roles, expanding opportunities beyond traditional functions.

Structured onboarding, safety training and continuous handholding support ensured smooth integration and confidence building among women employees. Efforts were made to create an inclusive environment through enhanced workplace infrastructure, including dedicated facilities, healthcare support and safe transportation. The organisation ensured strong compliance with POSH, equal opportunity and safety standards, supported by awareness programmes.

Collaboration with internal stakeholders, unions and external communities helped drive acceptance and sustainability of these initiatives. These actions have contributed to improved participation of women, better engagement and a more inclusive workplace culture across locations.

70%
Female management trainee hires in the FY 2025-26 batch

4.1%
Targeted women representation in the MC employee workforce by FY 2027-28

1.75% ▸ ~4.6%
Increase in women representation at Vikrant Tyre Plant (VTP)

Zero
Complaints filed or pending before the Internal Complaints Committee (POSH) and Human Rights Committee during the reporting period

Progressive Scale-up of Women Employees at KTP

JK Tyre continued to strengthen women's participation at the Kankroli Tyre Plant (KTP) through a phased and structured approach across multiple functions. To support this, the Company enhanced workplace infrastructure with dedicated facilities, female security personnel, healthcare support and safe transportation, creating a secure and inclusive working environment. The initiative was underpinned by collaboration with leadership, unions, contractors and local communities to embed inclusive practices.



Diversity and Inclusion Dashboard FY 2025-26

68
Women employees

66
Women in plant white-collar roles

66.66%
Retention rate of female employees who took parental leave

7
Women in management trainee intake

1
PwD employee

Employee Awareness and Inclusion

JK Tyre continues to foster an inclusive workplace by investing in employee development, awareness and engagement initiatives. During FY 2025-26, the Company organised training programmes, mentoring initiatives and seminars to support the growth of women employees, alongside sports and wellness activities that promote teamwork, inclusion and employee well-being. Regular POSH awareness programmes further reinforce respectful workplace behaviour and equip employees with the knowledge to identify, prevent and report inappropriate conduct.

Prevention of Discrimination in Recruitment

JK Tyre follows a merit-based recruitment process that promotes equal opportunity and prohibits discrimination on the basis of gender, caste, religion, age, disability, marital status or any other protected characteristic. Transparent recruitment procedures, documented evaluations and periodic awareness programmes for hiring managers help ensure fair, objective and unbiased hiring decisions while supporting workforce diversity and inclusion.

Grievance Mechanism for Discrimination and Harassment

The Company has a confidential and accessible grievance redressal framework to address concerns relating to discrimination, harassment and misconduct. Led by the Corporate Ethics and Code of Conduct and the SA 8000 Social Accountability Management System, employees can raise concerns through HR, designated grievance officers or the Social Performance Team without fear of retaliation. Complaints are investigated impartially, with appropriate corrective and preventive actions and periodic reviews to strengthen effectiveness.



Service awards

Local Communities and Social Responsibility

Creating Shared Value Around Operations

JK Tyre's CSR approach is guided by its CSR policy, the requirements of Section 135 and Schedule VII of the Companies Act, 2013 and alignment with the UN SDGs. Initiatives are planned and reviewed under the oversight of the Board-level CSR Committee and senior management, supported by feedback and reporting mechanisms across monthly, quarterly and annual reviews.

The Company's CSR framework links its VMV and SDG commitments with stakeholder identification, programme implementation, social performance measurement, partnerships, review and impact assessment.

For more information on operations with local community engagement, impact assessments, and development programmes, please refer to page 198 of the Integrated Annual Report 2025-26.

₹1,306.98 Lakhs
Invested in CSR during FY 2025-26

1,33,330
Beneficiaries throughout locations during FY 2025-26

Zero
Incidents of violations involving the rights of indigenous peoples during the reporting period

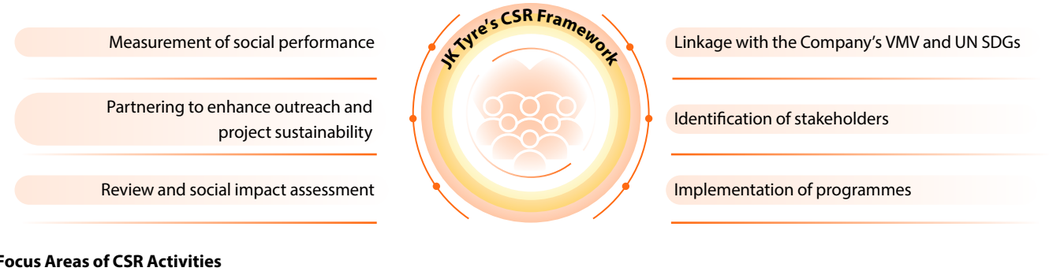

Focus Areas of CSR Activities

Aajivika Sarthi

Livestock development, agriculture improvement , SHGs , skill and entrepreneurship development

CSR Expenditure	₹336.66 Lakhs
No. of Beneficiaries	46,356

Shiksha Sarthi

Support to schools , career guidance, scholarships, ITI adoption and smart classes

CSR Expenditure	₹335.83 Lakhs
No. of Beneficiaries	39,361

Arogya Sarthi

Healthcare for drivers, rubber farmers and marginalised people, sanitation, HIV/AIDS prevention and drinking water

CSR Expenditure	₹180.41 Lakhs
No. of Beneficiaries	24,199

Jal-Vayu Sarthi

Water conservation, plantation and green area development

CSR Expenditure	₹272.42 Lakhs
No. of Beneficiaries	17,414

Vikas Sarthi

Rural development, community infrastructure and local welfare

CSR Expenditure	₹181.66 Lakhs
No. of Beneficiaries	6,000

JK Tyre's CSR Activities

Shiksha Sarthi (Supporting Education)

JK Tyre harnesses the power of technology to address the prevalent lack of access to quality education, aiming for maximum impact. By leveraging technological solutions, the Company bridges educational gaps and empowers students with innovative learning experiences.

Key Highlights

» **JK Tyre Shiksha Sarthi Scholarship**: JK Tyre's Shiksha Sarthi Scholarship for Driver's Girl Child aims to break barriers to higher education for economically disadvantaged families. JK Tyre has partnered with Buddy4Study to disburse scholarships. Annual scholarships of ₹15,000 (non-technical) and ₹25,000 (technical), alleviate the financial burden of higher studies.

» **Career Counselling:** JK Tyre is committed to empowering students through access to quality career guidance and informed decision-making. The Career Counselling Support Programme enables young learners to explore diverse career pathways and build confidence in planning their academic and professional journeys.

437

Scholarships disbursed for academic year 2025-26

State	Awardees
Tamil Nadu	183
Karnataka	77
Rajasthan	72
Madhya Pradesh	73
Uttarakhand	32

CASE STUDY

Empowering Students to Make Informed Career Choices

Access to quality career guidance remains limited for many students in semi-urban and rural communities, resulting in uninformed academic decisions, higher dropout and limited awareness of emerging opportunities. Recognising this need, JK Tyre supported a structured initiative to equip students with the knowledge and guidance needed to make informed choices.

Intervention

The programme was implemented across 53 schools, benefitting >8,000 students through a comprehensive framework comprising:

» Career counselling workshops introducing academic and career pathways

» Psychometric tests to identify individual aptitude, strengths and interests

» One-to-one sessions with qualified counsellors

» Tele-support services providing access to personalised guidance

Impact

» 100% positive feedback from participating students and teachers

» 30% improvement in students' backup career planning, lowering dropout risks

» Enhanced awareness and greater confidence in decision-making

Location	No. of Schools	No. of Students
Mysore, Karnataka	12	1,627
Kankroli, Rajasthan	13	1,600
Morena, Madhya Pradesh	10	1,724
Laksar, Uttarakhand	9	1,681
Sriperumbudur, Tamil Nadu	9	1,377
Total	**53**	**8,009**



Students with Shiksha Sarthi scholarship

» **Supporting Initiatives:** At the Government School, Thaggahalli, Mysore, two additional classrooms have been constructed to improve student capacity and classroom facilities. The programme has also supported the provision of essential infrastructure, including water coolers, sanitation facilities (toilets) and science laboratories across schools to ensure a conducive learning atmosphere. Furthermore, para teachers have been engaged to support regular teaching activities and improve the overall quality of education. Regular remedial classes are conducted to help students to cope with subjects like mathematics and science.



Digital classroom

Aajivika Sarthi (Livelihood Enhancement)

To create sustainable impact in people's lives, the Company's projects like livestock development, agricultural improvement and various skill development programmes have boosted sustainable livelihoods and created employment opportunities. Market-oriented skill development training on entrepreneurship development, motor driving, tailoring and floriculture, among others, have contributed to impacting lives of unemployed youth, women and farmers.

Key Highlights

» **Dr. Raghupati Singhania Skill Academy, Kankroli, Rajasthan:** JK Tyre remains steadfast in its commitment towards the empowerment of unemployed youth by enabling access to structured, job-oriented skill development programmes. In line with this vision, the Dr. Raghupati Singhania Skill Academy at Kankroli, Rajasthan, has been established to provide industry-relevant training and facilitate sustainable employment opportunities. The academy focuses on delivering job-oriented, skill-based training programmes tailored to current market demands, thereby enhancing the employability of youth from surrounding regions. The key objective is to bridge the skill gap and create a workforce equipped with relevant technical and vocational competencies. The academy offers training across multiple high-demand sectors, including: hospitality (General Service Assistant – GSA), healthcare (General Duty Assistant – GDA), microfinance/sales executive and solar and refrigeration technician.

» **Infrastructure and Readiness:** The Skill Academy is fully established and equipped with modern infrastructure and well-equipped laboratories, providing a conducive environment for both theoretical learning and hands-on practical training.

» **Training Rollout and Capacity:** The first batch of trainees is scheduled to commence training in FY 2026-27, marking the operational launch of the training programmes. The academy has an annual training capacity of approximately 400 youth, with a strong emphasis on providing assured employment opportunities through industry linkages and placement support.

» **Entrepreneurship Development Programme for Unemployed Youth:** JK Tyre's entrepreneurship development programme at Sriperumbudur (Tamil Nadu) and Morena (Madhya Pradesh) aims to foster entrepreneurial capabilities among aspiring youth and support them in establishing sustainable enterprises. The programme provides end-to-end business development support, including counselling, mentoring and handholding for a period of two years. It also facilitates access to bank credit, enabling participants to successfully launch and scale their ventures. In the reporting year, the programme has achieved encouraging progress:

₹2.30 Cr

Total bank loans mobilised

85

Women beneficiaries

110

Total beneficiaries (youth)

The supported enterprises span diverse sectors such as manufacturing (idol making and food products), services (car servicing, gymnasium, travel agency, event management and forklift sales and service) and retail (kirana stores, electric and mobile shops, among others) reflecting the programme's broad-based impact in promoting self-employment and livelihood generation.

CASE STUDY

Bridging the Gap Between Education and Employment

After completing his pharmacy degree, Aditya Raj Deopa from Kankroli faced uncertainty in choosing the right career path due to limited practical exposure and industry readiness.

Intervention

He enrolled in the General Duty Assistant (GDA) programme at Dr. Raghupati Singhania Skill Academy, where structured vocational training, practical learning and continuous mentoring helped strengthen his technical competencies and workplace preparedness.

Impact

The programme enhanced Aditya's confidence, practical skills and professional outlook. His commitment and eagerness to learn distinguished him among his peers, demonstrating how industry-aligned skill development can improve employability and enable a successful transition from education to the workforce.

CASE STUDY

Empowering Aspirations Through Vocational Training

Growing up in Oda Nakli Bhatoli village, Sanjana Keer aspired to become financially independent despite limited economic resources and opportunities available in her community.

Intervention

She joined the General Duty Assistant (GDA) programme at Dr. Raghupati Singhania Skill Academy, where she received practical training, career guidance and continuous mentoring to develop job-ready skills.

Impact

Sanjana's dedication and perseverance enabled her to build the confidence, discipline and capabilities needed for sustainable employment. Her journey reflects the transformative role of vocational training in empowering rural youth, particularly women, to pursue dignified livelihoods and become self-reliant.



- **Women Empowerment Through Tailoring Units:** JK Tyre continues to promote women's economic empowerment through the establishment of tailoring units across multiple locations, including Morena (Madhya Pradesh), Laksar (Uttarakhand) and Central Prison, Mysore (Karnataka). These initiatives aim to provide livelihood opportunities and skill-based training to women from diverse backgrounds. At Morena, the programme is implemented through Saheli Sangam Samiti, where 17 women artisans are actively engaged and an additional 42 women have been trained. The initiative also supports the development of the women-led brand 'Jhulki', promoting sustainable livelihoods. In Central Prison, Mysore, two tailoring units have been set up, successfully training 160 women inmates, enabling their rehabilitation and skill development. Overall, the initiative has successfully trained 242 women, fostering financial independence and enhancing their employability.



- **Promoting Floriculture to Enhance Agricultural Profitability:** Under its floriculture initiative, JK Tyre is promoting high-value agriculture in Kankroli, Rajasthan, by training women farmers and strengthening market access. Over 300 women farmers have been trained this year, with support including distribution of marigold, jasmine and chrysanthemum seedlings along with wire fencing for crop protection. The initiative has expanded significantly, with more than 2,000 women adopting floriculture, leading to an additional income of approximately ₹10,000 per cropping season. The Bhatoli Farmer Producer Organisation (FPO) further supports farmers through collective efforts. In the very first year of formation, the FPO enabled collective vegetable marketing of 57.36 tonnes, generating ₹16.22 lakhs for 130 farmers and initiated collective procurement of seeds and fertilisers. Separately, 18 sprinkler irrigation systems have been installed to improve water-use efficiency and farm productivity. In addition, over 40% women have been linked with Rajasthan Grameen Aajeevika Vikas Parishad (RGAVP) for financial support to promote small enterprises. The programme also promotes natural farming practices as a distinct initiative to reduce agricultural input costs and enhance long-term profitability.



Supporting livelihoods

- **Cattle Breed Improvement Programme:** JK Tyre's livestock development projects in Mysore, Karnataka and Morena, Madhya Pradesh, have significantly boosted dairy farming and improved the livelihoods of local farmers. During the reporting year, the Company performed 9,134 artificial inseminations, resulting in the birth of 3,662 hybrid calves. Additionally, it provided healthcare to over 75,000 animals. This comprehensive approach has led to a substantial increase in the monthly income of dairy owners, ranging from ₹12,000 to ₹15,000. By directly benefitting over 25,000 farmers, this project exemplifies JK Tyre's commitment to rural empowerment and sustainable agriculture. The Company's efforts not only enhance the productivity of dairy farming but also contribute to the overall economic development of these regions.

Arogya Sarthi (Supporting Healthcare)

JK Tyre tackles the hurdles confronting rural communities, including inadequate sanitation, limited access to healthcare, entrenched health stigmas and low health awareness, with effective, sustainable solutions. Through initiatives like enhancing healthcare infrastructure, conducting health camps and spearheading awareness campaigns, the Company customises wellness programmes to address specific needs. The Company's corporate social responsibility efforts play a pivotal role in bolstering community well-being, making a tangible impact on overall health.

Key Highlights

» **Project Jyoti Kiran:** On average, JK Tyre's observations indicate that 30-40% of visiting drivers experience vision-related issues necessitating corrective glasses. Considering the health risks faced by truckers due to extended hours behind the wheel, the Jyoti Kiran project was launched to offer complimentary eye care services. These eye care camps specifically target drivers and transporters at locations like Transport Nagar, mandis and other frequented spots by a large number of trucks, LCVs and HCVs daily. Comprehensive eye testing is conducted for truck drivers and those in need are promptly provided with free spectacles on-site.

12,214
Total beneficiaries

115
Eye camps conducted

7,482
Spectacles distributed



» **Prevention of HIV/AIDS:** JK Tyre is actively engaged in prevention of HIV/AIDS epidemic. With the Company's support, the network of people living with HIV/AIDS (PLHIV) in Rajsamand, Rajasthan helps HIV patients to get emotional support, guidance, medicines and nutritional supplements. The network has enrolled a total of around 2,000 PLHIVs in Rajsamand and a large number of PLHIVs have also been linked with various government social schemes like Antyoday and Palanhar, among others.

» **Supporting Rubber Farmers' Health in Kerala and Tripura:** JK Tyre believes that healthy communities are the foundation of a stronger future. As part of its commitment to social responsibility, the Company organised 16 health camps across Kerala and Tripura, reaching and benefitting more than 1,700 members from the families of rubber farmers and rubber tappers. In partnership with the Rubber Board and local rubber producer societies and with the support of Billion Hearts Beating and Lakshya Society, the camps provided health screenings for sugar, hypertension and other essential parameters, free medicines for those in need and guidance on preventive healthcare and wellness.



Jal Vayu Sarthi (Supporting Environment and Water Conservation)

JK Tyre has long been committed to taking steps to protect the environment. With several water conservation initiatives, wasteland development and plantation projects, the Company is constantly engaged in taking responsibility for the environment and working towards a greener future.

Key Highlights

» **Water Conservation Project:** Water conservation is vital for sustaining life on the planet. It ensures that people have an adequate and reliable supply of water for drinking, agriculture, industry and ecosystem health, both now and in the future. By conserving water, JK Tyre can mitigate the impacts of droughts, water shortages and water pollution, safeguarding the well-being of communities and ecosystems alike. Throughout the reporting year, JK Tyre's commitment to water conservation has been evident through various initiatives. A total of eight water ponds underwent renovation, revitalising these essential water bodies and enhancing their capacity to store 4.25 lakh kilolitres of water providing a lifeline for over 17,000 people who rely on these water sources for their daily needs. These efforts not only address immediate water challenges but also contribute to long-term resilience, ensuring a sustainable water supply for generations to come.

Sr. No.	Name of Water Bodies	Total Water Conserved (kl)
KTP		
1	Model Water Tank	30,720
2	Upali Nadi	44,550
3	Shamshan Wali Nadi	20,740
4	Silar Nadi	19,500
5	Bhura Nadi	10,120
6	Ground Water Recharge Pit (113)	1,400
VTP		
	Erappanakoppalu (Yelawala)	93,957
CTP		
	KK Nagar Pond	5,616
Others		
	Todi Luharan and Alwar Taj	1,98,784
TOTAL		**4,25,387**







Bus stand

» **Plantations for a Sustainable Future:** Plantations play a pivotal role in preserving the environment and fostering sustainability. By strategically planting trees and nurturing green spaces, JK Tyre aims to mitigate the adverse effects of climate change, enhance air quality and promote biodiversity. Additionally, tree planting initiatives contribute to carbon sequestration, aiding in the fight against global warming. JK Tyre understands the significance of environmental stewardship and has taken proactive steps to integrate plantation efforts into its sustainability initiatives. Over the past several years, it has planted more than a million trees as part of its commitment to environmental conservation. The Company has collaborated with local communities and initiated development of one more Miyawaki Forest. By planting native plant species, it not only restores degraded landscapes but also promotes the growth of vegetation that is well-adapted to the local environment.

Rural Development

As part of its commitment to holistic community development, the CSR initiatives of JK Tyre include a strong focus on rural development activities.

These initiatives aim to enhance the quality of life in rural areas by supporting critical infrastructure development. Under this programme, JK Tyre undertakes projects such as the construction and renovation of community halls, school buildings and playgrounds to create inclusive and engaging community spaces.

The Company also contributes to improving basic village infrastructure and strengthening road safety by installing essential safety infrastructure like signages and speed breakers near schools and public areas. These efforts are aligned with the Company's vision to foster sustainable and empowered rural communities.

Employee Volunteering

JK Tyre creates a culture of employee volunteering, recognising the immense value that individuals can bring to social causes. Employees are encouraged to actively participate in the Company's CSR initiatives, leveraging their skills, time and resources to make a meaningful impact in communities.

Additionally, JK Tyre empowers employees to pursue social initiatives at an individual level, providing them with the autonomy to support causes close to their hearts.

This commitment to employee volunteering not only strengthens the Company's CSR efforts but also creates a sense of fulfilment and purpose among employees, as they contribute to positive change both within and beyond the organisation. It's heartening to mention that during the reporting year, 4,000+ employees have participated in various employee volunteering programmes.

CASE STUDY

Empowering a Dream on the Loom

Driven by a desire to preserve his family's handloom legacy, Mr. Mohanraj left a corporate career to expand Mohan Raj Silk House in Kanchipuram. While backed by generations of weaving expertise, he required entrepreneurial guidance and financial support to scale the business.

Intervention

Through the JK Tyre CSR-supported Bharatiya Yuva Shakti Trust (BYST) programme, Mohanraj received mentoring, entrepreneurial counselling and business training. The programme also facilitated a ₹8 lakh loan from Indian Overseas Bank, enabling him to install two additional handloom (thari) machines and strengthen his production capacity.

Impact

The intervention transformed a traditional family enterprise into a growing and sustainable business.

» Expanded production with two new handloom machines

» Achieved a monthly turnover of approximately ₹3 lakhs

» Maintained regular loan repayments with steady business growth

» Strengthened livelihoods while preserving Kanchipuram's traditional handloom heritage



CASE STUDY

Coding a New Future

Growing up in Udupi, Chithra Chandra witnessed her father, the sole earning member of a family of six, work tirelessly as a driver to support his children's education. Despite financial constraints, she pursued her academic aspirations through self-study, qualifying JEE Main after Class 12. However, the cost of higher education threatened to halt her journey.

Intervention

Through the JK Tyre Shiksha Sarthi Scholarship Programme, a CSR initiative supporting the education of girl children of drivers, Chithra received a scholarship of ₹25,000 per annum. The financial assistance enabled her to pursue a B.E. in Computer Science and Engineering, reducing financial pressure and dependence on education loans.

Impact

The scholarship enabled Chithra to continue her higher education with confidence and a clear career pathway.

» Pursuing a B.E. in computer science and engineering

» ₹25,000 per annum scholarship supporting educational expenses

» Reduced financial burden on her family and reliance on loans

» Empowering her to pursue her aspiration of becoming a software engineer while strengthening her family's future



PROCESS

Embedding Responsibility Across Operations

During FY 2025-26, JK Tyre strengthened the Process pillar through smart manufacturing, data-led monitoring, process harmonisation, procurement discipline and supplier engagement. Guided by its R&D principle, 'Today for Tomorrow', the Raghupati Singhania Centre of Excellence (RPSCoE) – Global Tech & Innovation Centre advances smarter materials, safer designs, fuel efficiency and lower-carbon mobility, strengthening operating resilience while helping customers achieve more with fewer resources.



Material Topics

- Business ethics and conduct
- Data privacy and cybersecurity

Stakeholders Impacted

Alignment with UN SDGs

8 DECENT WORK AND ECONOMIC GROWTH
9 INDUSTRY, INNOVATION AND INFRASTRUCTURE
12 RESPONSIBLE CONSUMPTION AND PRODUCTION
16 PEACE, JUSTICE AND STRONG INSTITUTIONS
17 PARTNERSHIPS FOR THE GOALS

Green Manufacturing

Making Manufacturing More Connected and Controlled

During FY 2025-26, JK Tyre advanced its Smart Factory roadmap by strengthening connected manufacturing through digital technologies, automation and intelligent monitoring. SAP upgrades, system harmonisation and AI-enabled dashboards enhanced visibility across procurement, maintenance and production, improving process control, decision-making and operational accountability.

The Company also strengthened manufacturing efficiency through responsible resource management, process optimisation and operational discipline. Initiatives to improve energy and water efficiency, optimise material utilisation and reduce operational losses enhanced product consistency, operational reliability and resource productivity while supporting the Company's sustainability objectives.

Energy Efficiency and Water Conservation in Manufacturing

Energy efficiency remains integral to JK Tyre's manufacturing strategy. The Company continues to optimise energy consumption through initiatives such as variable frequency drives (VFDs), process optimisation and energy-efficient technologies. These efforts are complemented by increasing renewable energy adoption and continuous improvements in manufacturing processes to reduce carbon emissions and enhance operational efficiency.

Water stewardship remains a key priority across the Company's operations. Through zero liquid discharge (ZLD) systems at four manufacturing plants out of five, JK Tyre treats and reuses water, eliminating wastewater discharge. The Company continues to strengthen water management through advanced treatment technologies and process optimisation, improving water-use efficiency while conserving this critical natural resource for the future.



Sustainable Mobility

As the mobility ecosystem continues to evolve through electrification and connected technologies, JK Tyre is advancing innovative tyre solutions that support the transition towards sustainable mobility. In collaboration with EKA Mobility, the Company is developing EV-specific tyres integrated with Treel sensors for real-time tyre health monitoring, while its partnership with Vertelo focuses on bespoke tyre solutions designed for electric drivetrains.

JK Tyre's Smart Tyre ecosystem, powered by Treel Mobility, integrates advanced tyre pressure monitoring systems (TPMS), IoT-enabled connectivity and intelligent analytics to deliver real-time performance insights, enhanced safety and predictive maintenance. Through collaborations with leading OEMs, the Company continues to expand the adoption of connected tyre technologies across emerging mobility applications.

Looking ahead, JK Tyre remains focused on strengthening its EV tyre portfolio, advancing telematics capabilities and deepening strategic partnerships to deliver smarter, safer and more sustainable mobility solutions.

Built to Perform in the EV Era

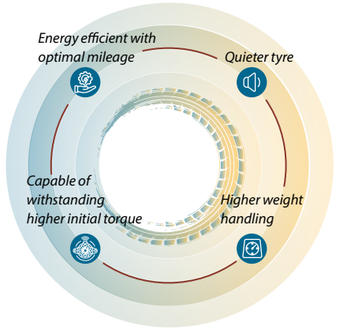



Sustainable Sourcing

JK Tyre extends its sustainability commitment across its value chain through responsible sourcing practices that strengthen supply chain resilience and reduce environmental impact. Backed by its ISO 20400 guidance, the Company integrates sustainability into procurement by promoting the use of alternative and recycled materials while reducing dependence on crude-based inputs.

JK Tyre also continues to collaborate with suppliers to enhance traceability, encourage responsible sourcing practices and drive material innovation, enabling the development of more sustainable products while creating long-term value across the supply chain.

100%
Of raw-material sourcing covered by ISO 20400-aligned sustainable procurement guidelines

4.95%
Recycled materials used out of total raw materials

Digital Systems for Operating Responsiveness

JK Tyre strengthened operating responsiveness through ML-led backend processes and the JK Connect platform, supporting rural ordering, supply chain coordination and process efficiency while reinforcing the role of digital technologies in operations.



Retreading

Circularity remains at the heart of JK Tyre's sustainability approach. Through retreading, the Company extends tyre life, conserves resources and reduces waste generation, creating both environmental and economic value. Retreading lowers raw material consumption, minimises landfill disposal and enhances life cycle efficiency while providing cost-effective solutions for fleet operators.

JK Tyre operates India's first solar-powered Retread Centre, reinforcing its leadership in sustainable industrial practices. Resource efficiency and waste reduction are integrated across every stage of the retreading process, ensuring that every retreaded tyre contributes to advancing a circular economy.

Eco-friendly and Digital Manufacturing

Project INFINITI is advancing digitalisation, automation and AI to improve operational excellence and sustainability across the Company's plants. Digital logbooks and automated data capture through PLCs, sensors and connected equipment are reducing paper use, manual documentation and repetitive data entry while improving accuracy and enabling teams to focus on higher-value work. AI-enabled Process Digital Twins and FMEA identify deviations early, improving quality, reducing waste and limiting unplanned downtime. Intelligent scheduling optimises production sequencing, changeovers, asset utilisation, OEE and throughput. The 'One JK One Dashboard' approach is also standardising real-time reporting across plants, enabling faster decisions, transparency and data-driven performance management as the programme expands across the manufacturing network.

Resource Efficiency Outcomes

Regular digital monitoring of energy, water, waste and quality enables early detection of inefficiencies, supports year-on-year reduction targets and improves cost, capacity utilisation and sustainability performance.

Quality and Defect Reduction Through Process Control

Real-time process monitoring and AI-driven deviation detection enable early intervention, improving consistency and product quality while reducing quality losses and waste.

Downtime Reduction and Maintenance Improvements

Connected equipment, real-time monitoring and predictive analytics enable early detection of abnormalities, reducing unplanned downtime and improving maintenance planning and asset reliability.

ESG Data Governance Protocols

A dedicated ESG platform supports evidence-backed data submission, multi-level validation by plant and corporate ESG teams, and final consolidation. External assurance and audits further ensure accuracy, traceability and governance compliance.

Internal Audit and Control Framework

Established internal controls govern manufacturing processes, supported by digital records, system-generated reports and documented audit evidence. Internal audit observations and improvement opportunities are tracked and addressed through defined governance and corrective-action processes.

Decoupling Growth from Resources

Closing the Tyre Loop

For JK Tyre, sustainable mobility increasingly involves decoupling growth from resource intensity, creating greater mobility value without a corresponding increase in dependence on virgin resources and environmental impact. This is particularly relevant for tyre manufacturing, where the transition to more circular materials can address both resource dependence and value-chain emissions.

The challenge is material. The tyre industry remains significantly dependent on crude-based materials, while carbon black and other upstream raw materials account for a substantial share of the Company's Scope 3 emissions exposure. With Scope 1 and Scope 2 emissions increasingly being addressed through energy efficiency and cleaner-energy interventions, the Company is broadening its focus towards life cycle and system-level decarbonisation. Comprehensive life cycle assessments (LCAs) are being advanced to strengthen understanding of impacts beyond the factory gate and identify opportunities for material substitution and circularity.

Aspects of Decoupling (UNEP)

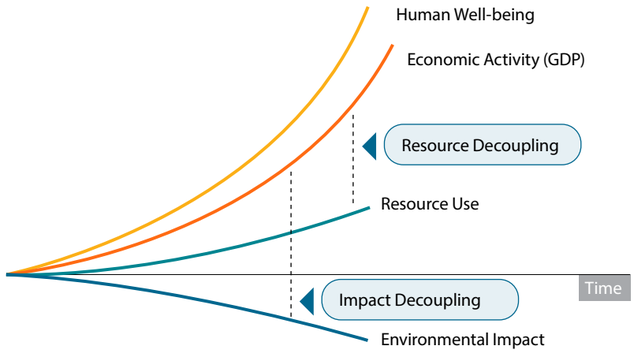

Isolation of Causal Correlation

- Between population increase/Economic growth
- Between resource consumption/Environmental impact

Total Quality Management

Strengthening Quality Through Systems and Standards

During FY 2025-26, JK Tyre continued to deepen Total Quality Management (TQM) across the organisation, strengthening systems and processes through structured assessments and an enterprise-wide focus on continuous improvement. Built on the foundation of ISO and IATF frameworks, the approach supports consistent quality, stronger process discipline and greater customer and stakeholder satisfaction.

The Company further expanded the breadth of its management systems during the year. ISO 26000 (Social Responsibility), ISO 22000 (Food Safety Management) and ISO 46001 (Water Efficiency Management Systems) have been implemented across manufacturing locations, while ISO 31000 (Enterprise Risk Management) has been implemented at the corporate level. These systems reinforce JK Tyre's pursuit of operational excellence while aligning quality management with its ambition to be a green and trusted mobility partner.

ISO 26000
Social Responsibility

ISO 22000
Food Safety Management

ISO 46001
Water Efficiency Management

ISO 14046
Water Footprint

ISO 31000
Enterprise Risk Management at Corporate level

Listening Beyond the Numbers

The Company keeps a close pulse on consumer satisfaction and behaviour through a mix of in-house and third-party research. Its Customer Satisfaction Study has also been redesigned to align with the Company's journey towards Total Quality Management (TQM). Regular interactions with customers across multiple forums provide an additional feedback loop, helping the Company continuously refine its products, services and customer experience.

Leading the Way in Sustainable Manufacturing

The Company's efforts were also recognised through CII GreenCo Gold certification, Environment, Health & Safety Awards and Zero Waste to Landfill certification across its manufacturing ecosystem.



TQM training

Circularity Taking Shape

JK Tyre is building circularity into different stages of its material and product life cycle, combining research, material substitution, regulatory compliance and product development.

Circular Feedstocks

The Company's R&D agenda encompasses Tyre Pyrolysis Oil, recycled PET, devulcanised reclaimed rubber, micronised tyre powder and high-pressure water-jet pulverisation technology, expanding the range of pathways through which secondary materials can be brought back into productive use.

Moving from Development to Production

In May 2025, production of UX Royale Green commenced at the Chennai Tyre Plant. The product uses ISCC PLUS-certified sustainable material and builds on JK Tyre's earlier work on tyres incorporating up to 80% sustainable, recycled and renewable materials.

Responsible End-of-Life Management

JK Tyre recognises end-of-life tyres as both a circularity opportunity and an Extended Producer Responsibility obligation. The Company follows reduce-reuse-recycle-recover practices, complies with ELT EPR requirements through registered recyclers and is progressively increasing the use of recycled and renewable raw materials.

80%

Sustainable material incorporated in JK Tyre's green-tyre (UX Royale) development

Towards a More Circular Mobility Ecosystem

The transition towards circularity is not dependent on a single technology. It requires interventions across the tyre life cycle, designing with more sustainable materials, extending useful life, responsibly managing end-of-life tyres, recovering embedded resources and creating pathways for those resources to re-enter productive value chains.



Circularity through retreading at JK Retread centre

Sustainable Supply Chain

Strengthening Responsibility Beyond the Factory Gate

During FY 2025-26, JK Tyre strengthened its sustainable procurement framework by embedding environmental, social and governance (ESG) considerations into supplier management and sourcing decisions.

ISO 20400

Certification reaffirms the Company's commitment to responsible procurement

Supplier Code of Conduct

JK Tyre reinforces responsible sourcing through its Supplier Code of Conduct (SCoC), which is implemented and monitored by a dedicated Strategic Sourcing Cell. The SCoC forms an integral part of supplier agreements and covers key areas including human rights, ethics, integrity, governance, environmental stewardship, quality and other ESG requirements.

To strengthen accountability, all suppliers are required to submit an undertaking signed by their senior management, confirming compliance with the SCoC and its responsible business principles. This structured approach helps embed sustainability and ethical practices across the Company's supply chain.

24%

Input materials* were sourced directly from MSMEs

**As per SEBI BRSR definition*

Sustainability Risk Analysis for Suppliers

JK Tyre integrates sustainability risk assessment into its supplier evaluation process through a structured ESG framework. The assessment is guided by the JK Tyre Supplier Excellence Index, Supplier Code of Conduct, Sustainable Procurement Policy and Sustainable Natural Rubber Procurement Policy, enabling the Company to evaluate suppliers against defined sustainability and responsible sourcing criteria.

Supplier sustainability risks are assessed as part of the Company's Enterprise Risk Management (ERM) framework, with procurement teams working closely with sustainability and R&D functions. The Company leverages tools such as the WRI Aqueduct for water risk assessment and climate risk models to evaluate environmental impacts and develop appropriate mitigation strategies. The Company also undertakes onsite audits and leverages the WWF Biodiversity Risk Filter to analyse its upstream raw material suppliers.

Strategic Sourcing

JK Tyre continues to strengthen supply chain resilience through strategic supplier diversification and localisation. During FY 2025-26, 24% of input materials were sourced directly from MSMEs, while 72% were procured from Indian suppliers, supporting domestic value creation and supply continuity.

The Company also collaborates with suppliers to measure and reduce indirect emissions arising from procurement and logistics activities, advancing supply chain decarbonisation and responsible sourcing across the value chain.

Responsible material sourcing also extends to natural rubber. During the year, the Company advanced the use of EUDR-compliant natural rubber within its sourcing approach, supporting readiness for evolving traceability and deforestation-related requirements.

To know about the proportion of spending on local suppliers, please refer to page 198 of the Integrated Annual Report 2025-26.



Supplier Engagement and Development

JK Tyre fosters long-term supplier partnerships built on collaboration, continuous improvement and shared sustainability objectives. To strengthen responsible sourcing practices, the Company evaluates suppliers through the JK Tyre Supplier Excellence Index, which assesses ESG performance alongside other critical business parameters.

The assessment process begins with a supplier self-assessment through a dedicated digital portal, supported by documentary evidence. This is followed by a detailed review by JK Tyre and on-site audit to verify compliance with the Company's sustainability standards and other applicable requirements. This structured approach promotes transparency, enhances supplier capability and drives continuous improvement across the value chain.

Supplier Programmes for Sustainable Sourcing

JK Tyre continued to strengthen supplier capability and ESG readiness through structured training and supplier development programmes that promote sustainable manufacturing practices and life cycle assessments (LCAs). The Company also supported natural rubber farmers through technical guidance, capacity-building initiatives and tree plantation programmes, encouraging sustainable cultivation practices. Supplier diversity remained a key focus, with MSMEs supported through targeted capability-building initiatives. During FY 2025-26, JK Tyre implemented programmes under the MSME Competitive Lean Scheme (MCLS), enabling supplier partners to enhance operational efficiency, productivity and competitiveness through lean manufacturing practices.

Supplier Diversity Programme

JK Tyre is committed to building an inclusive and resilient value chain by supporting suppliers from diverse backgrounds, including natural rubber farmers, small-scale producers and MSMEs. The Company promotes equitable access to business opportunities, strengthens local economies and advances its broader ESG commitments.

In collaboration with the Quality Council of India (QCI), JK Tyre conducts supplier development programmes to promote lean manufacturing practices, helping suppliers enhance productivity, improve quality and strengthen long-term competitiveness.

Training and Capability Building of Suppliers

JK Tyre strengthens supplier capabilities through structured training and engagement programmes that promote sustainable procurement, responsible sourcing and operational excellence. Training covers sustainability integration, technical documentation, ISO certifications and ESG requirements, helping suppliers adopt fair, transparent and sustainable business practices.

The Company also continues to engage natural rubber farmers in Assam, Tripura and Tamil Nadu through awareness programmes, technical meetings and interactions with senior management to strengthen the raw material value chain and support sustainable livelihoods.

Value Chain Targets
FY 2028
Achieve 100% coverage of upstream raw material suppliers using the JK Tyre Supplier Assessment Questionnaire
FY 2030
Transition to a globally recognised sustainability assessment platform and achieve 100% EcoVadis assessment coverage of upstream raw material suppliers

Capability-building Initiatives



- RSS4 grader and tapping training in the NE region
- Sheet processing and quality enhancement sessions across Tripura
- Hands-on training at vendor facilities in collaboration with technology partners
- Knowledge-sharing webinars led by QMS and sustainability teams on ESG frameworks, self-certification and raw materials

285
Person-hours of buyer training on sustainable procurement

>95%
Supplier training coverage across ESG, quality, safety and delivery

>95%
Targeted suppliers covered through ESG capacity-building programmes

100%
Buyers covered under sustainable procurement training



Meeting with a rubber vendor

Promoting Sustainable Procurement

JK Tyre embeds sustainability across its sourcing life cycle through a structured responsible procurement approach that strengthens supply chain resilience, supplier accountability and long-term value creation. Guided by its Sustainable Procurement Policy, Supplier Code of Conduct and ESG-based supplier evaluation framework, the Company promotes responsible sourcing while enhancing transparency and resilience across the value chain. During FY 2025-26, JK Tyre strengthened raw material management by increasing localisation of key raw materials to up to 75%, wherever feasible, expanding domestic sourcing, diversifying its supplier base across vendors and geographies and enhancing procurement planning to mitigate supply chain disruptions and improve material availability. The Company continued to prioritise ISCC-certified raw materials, reinforcing traceability and sustainable sourcing practices. Supplier performance was further strengthened through the JK Tyre Supplier Excellence Index, structured supplier assessments, regular audits, supplier engagement programmes, webinars and training initiatives covering sustainability, quality, compliance and business responsibility.

Project INROAD: Building a Resilient Rubber Supply Chain

The tyre industry-backed INROAD project announced that it has completed 1,79,376 hectares of new natural rubber plantations across 113 districts in Northeast India over a five-year operational cycle. Funded entirely by India's major tyre manufacturers, the collaborative supply chain initiative has achieved nearly 90% of its total 2,00,000-hectare domestic cultivation target.

In the face of volatile raw material prices and market uncertainty, JK Tyre's procurement strategy focused on risk mitigation and supply chain resilience. A critical challenge remains the 35% domestic supply gap in natural rubber. To address this, the Company continued its commitment to Project INROAD, now in its fifth year, promoting rubber plantations in Northeast India. Project INROAD strengthens sustainable natural-rubber procurement through a five-year, ₹1,100-crore PPP between tyre manufacturers, ATMA, the Rubber Board and the Government of India. It targets 2 lakh hectares of plantations across the Northeast and West Bengal, benefitting about 2.5 lakh farmers. More than 3 crore trees have been planted, reaching 1.4 lakh beneficiaries across 94 districts. Furthermore, natural rubber localisation advanced through Project INROAD, with nearly 90% of identified North-East plantations showing progress and production expected from mid-2030. By improving planting material, farmer training, productivity, processing quality and water conservation, the project builds a more resilient domestic supply base.

INROAD
INDIAN NATURAL RUBBER OPERATIONS FOR ASSISTED DEVELOPMENT

Procurement Policy and Supplier Engagement

JK Tyre embeds sustainability and responsible sourcing across its supplier life cycle through ESG assessments, capability building, governance mechanisms and defined sourcing policies. Its approach combines supplier engagement, on-site audits, grievance redressal and collaborative initiatives to strengthen compliance, transparency and long-term supply-chain resilience.

Supplier ESG Assessment Methodology

JK Tyre evaluates suppliers through the JK Tyre Supplier Excellence Index (JKTSEI) ESG questionnaire, supported by on-site assessments and audits covering key environmental, social and governance parameters, and integrates the findings into supplier evaluation and engagement.

>80%
Suppliers are covered under JK Tyre's Supplier Code of Conduct requirements

62%
Key raw material suppliers undergo physical on-site ESG audits under the JKTSEI framework (by value)

100%
Targeted suppliers have contracts that include clauses on environmental, labour and human rights requirements

Supplier ESG Engagement and Assessment

JK Tyre covers 100% of suppliers through sustainability awareness, ESG assessment interactions and capability-building initiatives, while 62% by value undergo physical on-site ESG audits under the JKTSEI framework, supported by the Company's ISO 20400 certification.

76
Raw material suppliers assessed for environmental and social impact in FY 2025-26

6
New suppliers screened using environmental and social criteria in FY 2025-26

98%
Raw material supplier satisfaction survey score in FY 2025-26

Supplier Grievance Channels and Cases Reported

JK Tyre's supplier grievance mechanism covers all suppliers and is overseen by a cross-functional Grievance Redressal Committee (GRC) led by a Grievance Redressal Officer (GRO). A Coordinator manages grievance receipt, tracking and closure. Suppliers may write to grievance@jkmail.com; the process provides for validation, investigation, resolution, escalation, confidentiality and non-retaliation.

Responsible Sourcing Targets and Initiatives

JK Tyre has Sustainable Sourcing and Sustainable Natural Rubber Procurement policies, is ISO 20400 certified, and participates in Project INROAD – an industry-level project, with ATMA and the Rubber Board of India to advance sustainable natural rubber sourcing, quality, productivity, farmer support and long-term supply-chain resilience. In addition, JK Tyre undertakes skill development programmes for rubber farmers.



Supplier Engagement and ESG Alignment

JK Tyre's supply chain approach relies on structured supplier engagement to improve input visibility, strengthen responsible sourcing and prepare suppliers for sustainability-linked disclosures while supporting Scope 3 emissions management. The Company also conducts awareness programmes and capability-building initiatives covering responsible procurement, sustainability expectations, quality systems, traceability and operational excellence, strengthening supplier readiness, improving ESG performance and fostering long-term collaboration.



Recognition and Performance-based Incentives

JK Tyre recognises high-performing suppliers as strategic partners in strengthening supply chain resilience and advancing sustainability objectives. Through a structured supplier performance framework, the Company rewards excellence while encouraging continuous improvement across its supplier ecosystem.

Incentives for High-performing Suppliers

Suppliers demonstrating strong performance, particularly in sustainability and ESG parameters, are provided with:

- Preferential sourcing opportunities aligned with long-term business objectives
- Collaboration on product development, process improvement and R&D initiatives
- Comparative performance feedback to benchmark capabilities and identify improvement opportunities

Supporting Continuous Improvement

JK Tyre works closely with suppliers to strengthen performance and build long-term capabilities. Suppliers below Grade B (<89 marks) are required to:

- Submit structured corrective and preventive action (CAPA) plans
- Demonstrate improvement before being considered for additional procurement opportunities
- For lower-rated suppliers, the Company adopts a collaborative improvement approach by:
  - Identifying ESG performance gaps through structured assessments
  - Supporting sustainability disclosures and compliance
  - Facilitating participation in awareness, training and capability-building programmes

Access-based Procurement

Supplier performance is integrated into procurement decisions, with higher-rated suppliers receiving priority consideration for:

- Future sourcing opportunities
- Participation in new projects
- Strategic business initiatives

Supply Chain Optimisation

JK Tyre continues to strengthen the efficiency and resilience of its supply chain through investments in logistics and warehousing infrastructure. Enhanced inbound and outbound logistics, improved storage capabilities and optimised distribution networks support operational efficiency, supply continuity and a more responsive value chain while contributing to responsible and sustainable operations.

REACH Compliance Assessment

JK Tyre regularly assesses suppliers for compliance with the REACH (Registration, Evaluation, Authorisation and Restriction of Chemicals) Regulation to ensure that materials and chemicals used across the supply chain meet applicable environmental and safety requirements. These assessments support responsible chemical management and help minimise environmental and health-related risks.

>80%
Targeted suppliers have signed the Sustainable Procurement Policy

PRODUCT

Innovation at the Core of Every Tyre

At JK Tyre, the Product pillar focuses on designing mobility solutions that are safe, durable, efficient and application relevant, extending beyond manufacturing quality to real world performance, user reliability, vehicle efficiency, service responsiveness and evolving mobility needs.

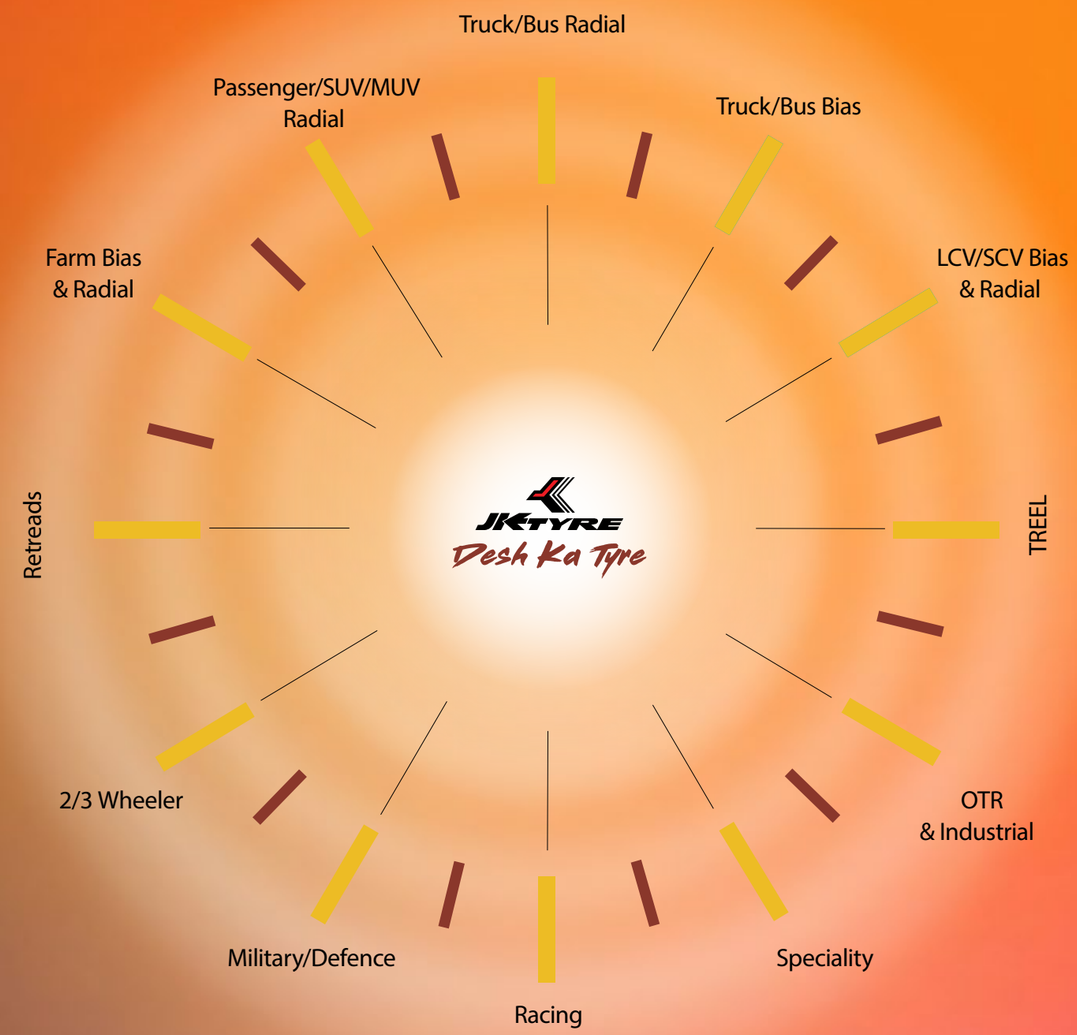

Material Topics

Product quality and green innovation

Stakeholders Impacted

Alignment with UN SDGs

Customer Centricity

Supporting Customers Across the Ownership Journey

Customer centricity at JK Tyre is driven by understanding diverse usage contexts and serving a wide customer ecosystem, from OEMs and fleets to replacement and specialised users. The Company goes beyond product availability by supporting informed product choice, service access, efficient claims resolution, performance monitoring and value creation across the tyre life cycle.

Customer Responsiveness Dashboard FY 2025-26

>90%
Customer complaints processed digitally

>80%
Monthly complaints resolved <15 minutes

>6,000
Channel partners connected through monthly service engagement

<4 days
Service turnaround improvement

>2 lakh
Warranty-linked tyre registrations per month



Customer Complaint Management

JK Tyre maintains a robust customer complaint management system supported by digital platforms and responsive service mechanisms. The Company continues to resolve the majority of customer complaints through digital channels, with its first visit resolution approach enabling faster response times, improved accountability and enhanced customer experience.

Customers can raise queries and complaints through multiple channels, including a dedicated online complaint portal, a toll-free helpline (1800-258-1100) and the JK Tyre store locator, providing convenient access to dealers and service support.

Smart Tyres and Customer Confidence

Connected tyre technology is reshaping customer interaction by enabling sensing, monitoring and data-led visibility for safer, more informed mobility. In FY 2025-26, JK Tyre launched India's first embedded smart passenger car tyres (14-17-inch aftermarket), established smart tyre manufacturing at Banmore, strengthened the platform through Treel and designed embedded sensors for a service life of five to seven years.

Customer Engagement Initiatives

JK Tyre actively engages customers through initiatives that promote product awareness, road safety and responsible tyre usage. Key programmes include:

- Tyre care training for OEMs, state transport undertakings (STUs) and fleet operators
- Road safety awareness initiatives in collaboration with ATMA and ITTAC
- A widespread network of 7,000+ sales and service touchpoints, covering 90% of India by geography
- Digital complaint management enabling timely customer support and resolution



Customer Health and Safety

Customer safety remains integral to JK Tyre's product stewardship approach. The Company provides comprehensive guidance on tyre usage, maintenance and road safety through a dedicated tyre safety section on its website, complemented by awareness and training programmes conducted in collaboration with dealers and distributors.

To support informed product use, JK Tyre also provides technical information such as visual alignment indicators (VAI) and uniform tyre quality grading (UTQG), enabling customers to better understand tyre performance, maintenance requirements and safe driving practices.

Health and Safety Information

JK Tyre communicates product-related health and safety information through its website, including guidance on materials used in its products and updates on service-related disruptions. During FY 2025-26, the Company recorded no instances of non-compliance with regulations or voluntary codes concerning the health and safety impacts of its products and services.

Customer Satisfaction and Feedback

Customer satisfaction is a key performance indicator at JK Tyre and remains central to its culture of continuous improvement. The Company focuses on delivering a seamless, transparent and responsive omni channel service experience across the customer journey.

The Voice of Customer (VoC) is captured through surveys, NPS, dealer feedback, digital platforms and direct interactions. Insights are analysed to identify gaps in product quality, service responsiveness and communication. Key metrics, including response time, resolution time, complaint digitalisation, first-contact resolution and service quality, are continuously monitored.

These initiatives have improved service performance, reducing complaint response time from 6 days to 3 days. The Digital Claim Journey has further enhanced efficiency through faster assessment and on-the-spot settlement within 15 minutes, while achieving over 90% digitalisation of customer complaints.

Complaints are managed through structured processes and categorised for root-cause analysis. Warranty claims across PCR, TBR and LTR segments are reviewed to identify trends and systemic issues. A digital, customer-centric warranty model is being implemented to enhance speed, accuracy and consistency.

Robust grievance mechanisms serve Replacement Sales/Aftermarket, OEM and Institutional customers. Customer support feedback is systematically tracked through NPS, with the Company consistently maintaining a healthy score of >65.

JK Tyre remains focused on delivering value-added, proactive service, faster resolution and stronger customer trust.

Product Stewardship

Designing for Safety, Durability and Life Cycle Value

During FY 2025-26, product stewardship remained a key pillar of JK Tyre's sustainability strategy. The Company integrated sustainability across the product life cycle, from material selection and product design to manufacturing, use, retreading and end-of-life management, delivering safe, durable, resource-efficient and environmentally responsible tyre solutions. Supported by robust quality assurance, regulatory compliance and innovation, JK Tyre continued to align product development with customer expectations, evolving regulatory requirements and its long-term sustainability objectives.

For more information on requirements for product and service information and labelling, please refer to pages 200-201 of the Integrated Annual Report 2025-26.

Tracking Product Sustainability Performance

JK Tyre follows a structured governance framework to monitor product-related sustainability, with key indicators integrated across product development, manufacturing, quality and innovation functions. The Company establishes measurable KPIs aligned with its material sustainability topics and tracks indicators such as recycled-material content, rolling-resistance performance, warranty rates and regulatory compliance. Product testing data, customer feedback and third-party certification results are used to assess progress against industry standards, customer requirements and internal targets. These metrics are also embedded into new product development processes, driving continuous improvement in product quality, environmental performance and innovation.

During the year, the Company's product stewardship efforts focused on increasing the use of sustainable and responsibly sourced materials, enhancing tyre durability and rolling resistance to reduce fuel consumption and use-phase emissions, strengthening product safety and advancing mobility solutions for electric vehicles and other low-emission applications.

Key Initiatives

- Increased the adoption of bio-based, renewable and responsibly sourced raw materials in tyre compounds and associated components, including projects involving circular and bio-circular materials such as rice husk ash (RHA) silica, recovered carbon black (rCB), bio-based process oils and bio-based polymers
- Evaluated recycled materials for suitable applications, supporting circular economy objectives and resource conservation
- Enhanced the use of recycled materials, including crumb rubber, devulcanised rubber (DVR) and SFR, across selected tyre formulations

Product Quality and Validation

Across product categories, validation combines laboratory testing, proving-ground evaluations and field performance trials covering rolling resistance, wet grip, rolling sound emissions, durability and endurance. Accelerated field testing using dedicated vehicles is also helping reduce design-cycle time, while regular audits, testing and certification renewals reinforce compliance and continuous improvement.

India's first

Wet grip on worn tyre testing machine inaugurated at NATRAX

7

New test methods developed for tyre and material testing

>30

Field tests initiated for performance monitoring across tyre categories

Product Safety Standards and Regulatory Readiness

- IATF 16949 for Automotive Quality Management Systems
- ISCC PLUS certification for Chennai Tyre Plant
- BIS/IS standards, AIS 142, ECE regulations, GCC requirements and other regional homologation requirements
- Development of a tyre and road wear particles (TRWP) test method initiated in preparation for upcoming Euro 7 non-exhaust emissions requirements



Sustainable Materials and Formulations

R&D continued to enhance the use of bio-based, renewable, responsibly sourced and recycled materials in tyre formulations, balancing lower environmental impact with product safety, durability and quality requirements.

38.56%

Average sustainable materials used

~5.0%

Average recycled materials used

11

Ongoing sustainable material projects

Single Use Plastic Free

Certified by CII

Green Products

R&D remains central to JK Tyre's strategy of advancing sustainable mobility through innovative tyre solutions. During FY 2025-26, R&D efforts focused on enhancing product performance while reducing environmental impacts across the product life cycle through the development of tyres incorporating sustainable and bio-based materials, lightweight compounds and low rolling resistance technologies for electric vehicles and other low-emission mobility applications. The Chennai manufacturing facility is ISCC PLUS certified, making JK Tyre the first tyre manufacturer in India to achieve this milestone for responsible manufacturing and material traceability. Its expanding portfolio of EV-ready and Smart Tyres reflects the Company's commitment to greener mobility through intelligent design, connected technologies and energy-efficient solutions.

Having achieved a 53.85% reduction in Scope 1 and Scope 2 GHG emission intensity compared with the FY 2017-18 baseline, along with increasing renewable energy adoption, JK Tyre continues to progress towards its RE100 commitment and Net Zero 2050 ambition. Through continuous product innovation, the Company is ensuring that every tyre contributes to a cleaner and more sustainable future.





Product Information and Consumer Education

JK Tyre ensures compliance with applicable statutory and international standards while empowering customers to make informed decisions through comprehensive product information, tyre safety guidance and maintenance recommendations. These resources are delivered through the Company's website, dealer network and customer engagement initiatives, promoting safe product use and optimal tyre performance throughout the ownership journey.

The Company also advances road safety and responsible mobility through nationwide awareness initiatives, including the JK Tyre-Constitution Club of India Car Rally for Parliamentarians and collaborations with the Delhi Traffic Police during Road Safety Month. Consumer education is further reinforced through workshops, awareness campaigns and digital platforms that promote tyre maintenance, air pressure monitoring and eco-friendly driving practices, encouraging safer driving behaviours and responsible mobility.

900
Steel Wheels brand shops



120+
Truck Wheels brand shops





JK Tyre Constitution Club of India Parliamentarians Car Rally for the cause of road safety



Use-phase Efficiency and EV Readiness

JK Tyre continued to improve tyre durability and lower rolling resistance through programmes focused on low-hysteresis compounds and tyre contour optimisation, supporting reduced fuel consumption, lower greenhouse gas emissions and enhanced performance during vehicle operation. EV development programme addresses lower rolling resistance, higher load capacity, reduced noise and enhanced durability. Digital simulation and predictive engineering tools were deployed to optimise product design, improve development efficiency and shorten product development cycles.

12%
Improvement in RRC level achieved for PCLT-specific tyres

11
EV product approvals for bus and truck applications from Indian OEMs

6
EV product approvals for SCV and three-wheeler categories

Innovation Quotient

15 patent applications were filed during the year, covering tyre structural durability, pattern designs and advanced and sustainable materials.

End-of-Life Tyre Management and Recycling Initiatives

JK Tyre advances product stewardship by extending tyre life through retreading, enabling safe, continued use while enhancing life cycle value, particularly in commercial mobility. Beyond retreading, the Company promotes responsible end-of-life tyre (ELT) management through sustainable recycling and resource recovery practices.

As a member of Automotive Tyre Manufacturers' Association (ATMA) and Indian Tyre Technical Advisory Committee (ITTAC), JK Tyre supports the development and implementation of India's ELT framework, including the proposed extended producer responsibility (EPR) mechanism. The Company also increases the use of regenerated and reclaimed materials in its manufacturing processes, reducing waste, conserving natural resources and advancing a circular economy.

Collaboration with value-chain partners continues to strengthen resource recovery and circular-economy outcomes. Continual product-improvement projects focused on durability are also helping reduce replacement frequency and optimise resource utilisation across the product life cycle, with progress reflected in warranty-related performance across key categories.

What EPDs Tell Stakeholders

JK Tyre's environmental product declarations (EPDs) provide independently verified, life cycle-based information on the environmental performance of its products. They cover key aspects such as raw material sourcing and consumption, energy use, greenhouse gas emissions, transportation impacts, use-phase performance, including fuel efficiency and end-of-life recycling potential. By providing transparent and comparable environmental data, EPDs enable customers, fleet operators and other stakeholders to make informed decisions and support their sustainability objectives.

The EPDs are independently verified by accredited third parties, reinforcing the credibility, transparency and reliability of JK Tyre's environmental performance disclosures and demonstrating the Company's commitment to product stewardship and accountability.



Life Cycle Assessment (LCA)

Life cycle thinking is integrated into JK Tyre's product development process through life cycle assessments (LCA), enabling the Company to evaluate environmental impacts from raw material sourcing to end-of-life management. LCA findings support continuous improvements in product design, material selection, energy efficiency and waste management while enhancing recyclability and resource efficiency.

The Company's Smart Tyre solutions further contribute to life cycle sustainability by providing real-time tyre temperature and pressure monitoring, improving fuel efficiency, extending tyre life and enhancing safety. Risks associated with end-of-life tyres are managed through approved recycling and disposal partners, ensuring responsible handling throughout the product life cycle.

For further details on LCA of the Company's products including boundary and significant social or environmental concerns identified through LCA, refer to page 174 of the Integrated Annual Report 2025-26.

Product Safety Certifications and Testing Standards

JK Tyre adheres to applicable international, regional and national product quality and safety standards to ensure that all tyres meet stringent performance and safety requirements. Key certifications, standards and validation frameworks followed include:

- IATF 16949 for Automotive Quality Management Systems
- ISCC PLUS certification for Chennai Tyre Plant
- Regulatory compliance with applicable tyre safety standards such as:
  - BIS/IS standards
  - AIS 142
  - ECE regulations
  - GCC and other regional homologation requirements
- Internal and external testing protocols covering:
  - Rolling resistance
  - Wet grip
  - Rolling sound emission
  - Durability/Endurance
- Product validation through laboratory testing, proving-ground evaluation and field performance trials
- Seven new test methods were developed related to tyre and material testing
- More than 30 field testing were initiated for performance monitoring across various categories of tyres
- Accelerated field test using dedicated vehicles (like truck/car) were deployed to reduce design cycle time
- Initiated development of a tyre and road wear particles (TRWP) test method to support compliance with upcoming Euro 7 non-exhaust-emission requirements, contributing to future regulatory readiness

Regular audits, testing and certification renewals support compliance and improvement in product safety and quality.

13
Products covered under life cycle assessment

15
Patents filed during the year

Environmental Product Declarations

JK Tyre became the first Indian tyre company to publish Environmental Product Declarations (EPDs) on the International EPD System platform, joining global manufacturers such as Michelin and Nexen. This makes its product-level environmental performance data accessible worldwide and reflects alignment with international sustainability standards.

Product Safety Standards and Regulatory Readiness

- 215/55R18 UX Royale
- 295/80R22.5_JUL1_16PR
- 235/75R17.5 JUH5 ALL STEEL 14PR

EPD Links

- https://www.environdec.com/library/epd25021
- https://www.environdec.com/library/epd25022
- https://www.environdec.com/library/epd25023

Rolling Resistance and Fuel Efficiency

During the year, JK Tyre advanced technology programmes that delivered a 12% improvement in RRC levels for specific PCLT tyres, with rolling-resistance performance monitored through product testing and integrated into the Company's product-sustainability indicators.



Biomass handling

TRWP Measurement Initiative

Tyre and road wear particles (TRWP) are generated through the continuous interaction of tyres with road surfaces and comprise a complex mixture of tyre tread compounds and road materials. Their proposed inclusion under Euro 7 regulations has increased attention from automotive manufacturers, tyre and component suppliers, regulators, environmental organisations and research institutions. TRWP range from a few micrometres to several millimetres, with finer fractions such as PM10, PM2.5 and PM1 drawing particular concern because they can become airborne and may be inhalable.

To study their generation, characteristics and environmental impact, a three-stage measurement methodology has been established. This includes laboratory testing of rubber samples under controlled and varying conditions, measurement using test equipment on a test track, and assessment of TRWP generated by vehicles operating on public roads. Particle samples are collected using low-volume samplers, particle collectors and isokinetic sampling systems.

The collected particles are analysed using optical analysers and microscopy to assess morphology and size distribution. Thermogravimetric analysis, gas chromatography-mass spectrometry and pyrolysis GC-MS are also used to identify chemical signatures and confirm particle origin. This multi-level approach supports the development of more sustainable tyres, helps address evolving regulatory requirements and contributes to reducing the environmental footprint of road mobility.

Extending Tyre Life Through Retreading

Retreading renews worn tread on a tyre casing instead of discarding it. Since the steel-belted casing, which includes beads, plies and sidewalls, retains most of the material and embodied energy and often stays structurally sound after tread wear, this process can extend tyre service life by up to 50%.



Resource Conservation

By reusing the existing casing and renewing only the tread rubber, retreading preserves the steel, bead wire, body plies and most of the casing rubber. Industry life-cycle assessments indicate that retreading a commercial tyre saves about 70% of the raw material required for a new tyre by avoiding production of a new steel casing, thereby reducing demand for natural and synthetic rubber, carbon black and steel, along with the associated water and land-use pressures.

Reduced Manufacturing Emissions

Although the use phase, particularly fuel consumed in overcoming rolling resistance, accounts for most life-cycle greenhouse-gas emissions, retreading reduces the tyre's cradle-to-gate footprint. By reusing the casing, which retains most of the tyre's material and embodied carbon, it avoids much of the emissions associated with natural and synthetic rubber, carbon black, steel and tyre manufacturing, without compromising rolling-resistance performance. Retreading therefore delivers a net reduction in the emissions intensity of mobility.

Circularity and Waste Diversion

Retreading extends casing life, deferring disposal and reducing tyres sent to landfill, incineration or material recovery. It supports the waste hierarchy by prioritising product-life extension before recycling or recovery, while advancing JK Tyre's resource-efficiency and net-zero commitments.

45,695.79
tCO_2e
Total emissions avoided through retreading in FY 2025-26

81%
Share of total R&D expenditure spent towards technologies for reducing the environmental impact of products

PROSPERITY

Creating Reliable and Robust Value

JK Tyre's Prosperity pillar reflects its commitment to creating long-term value by balancing profitable growth with responsible business practices. Through disciplined capital deployment, customer-centric innovation, market expansion, digital transformation and sound governance, the Company continues to strengthen financial resilience while supporting sustainable economic development and stakeholder confidence.

Raghupati Singhania and Anshuman Singhania with Stefan B Wintels, CEO of KfW

Material Topics

Economic performance

Tax

Stakeholders Impacted

Alignment with UN SDGs

8 DECENT WORK AND ECONOMIC GROWTH

9 INDUSTRY, INNOVATION AND INFRASTRUCTURE

12 RESPONSIBLE CONSUMPTION AND PRODUCTION

16 PEACE, JUSTICE AND STRONG INSTITUTIONS

17 PARTNERSHIPS FOR THE GOALS

Economic Performance

Indian Economy

India remained the world's fastest-growing major economy during FY 2025-26, supported by moderating inflation, robust public infrastructure investment and a recovery in private consumption despite geopolitical tensions and supply chain disruptions. Continued investments in transport, renewable energy and digital infrastructure, coupled with strong GST collections, favourable monsoon conditions and production-linked incentives, reinforced economic resilience and business confidence. While global uncertainties persist, India's growth outlook remains resilient.

>7%
GDP growth in FY 2025-26

~4%
GDP public capital expenditure

>6%
Projected GDP growth in FY 2026-27

Automotive Industry Overview and Tyre Demand

The Indian automotive industry continued to drive economic growth during FY 2025-26, supported by sustained infrastructure investment, improving rural demand and rising consumer confidence. Increasing vehicle ownership, steady freight movement and a resilient replacement market underpinned tyre demand, while exports remained robust despite tariff uncertainties, logistics disruptions and geopolitical challenges. GST rationalisation further improved affordability, supporting replacement demand across key segments.

The industry also witnessed continued premiumisation, higher radialisation and growing adoption of electric vehicles, driving demand for specialised and EV-ready tyre solutions. Supported by ongoing investments in infrastructure, manufacturing and digitalisation, these structural trends are expected to sustain long-term growth for both the automotive and tyre industries.

>₹27,300 Cr
Tyre exports in FY 2025-26
(9% YoY growth)



Tyre Industry Performance and Challenges

Industry performance remained resilient during FY 2025-26, supported by healthy replacement demand, steady freight movement, improving rural consumption and a favourable product mix. However, profitability continued to be influenced by volatility in natural rubber, crude-linked raw materials and foreign exchange movements, while competitive intensity limited pricing flexibility. Continued dependence on imported natural rubber and evolving global trade dynamics remain key structural challenges for the industry.

The industry also continued to respond to evolving regulatory requirements, changing customer preferences and growing demand for premium, EV-ready and specialised tyre segments. Rising demand for off-the-highway (OHT), truck and bus radial (TBR) and passenger car radial (PCR) tyres, together with continued investments in technology and product innovation, is expected to support long-term industry growth.

6-8%
Expected domestic tyre demand growth

8-10%
Expected revenue growth for major manufacturers

~40%
Natural rubber requirement met through imports



Strengthening Financial Resilience

JK Tyre continued to strengthen financial resilience through disciplined capital allocation, improved capacity utilisation and prudent working capital management. Investments remained focused on operational efficiency, premiumisation and long-term value creation, while the integration of the Laksar Tyre Plant (erstwhile Cavendish Industries Limited) further enhanced operational alignment, manufacturing efficiency and financial flexibility.

Capital Discipline and Value Quality

JK Tyre's approach to prosperity is anchored in disciplined capital deployment. During the year, investments were directed towards projects and priorities where utilisation visibility, customer relevance, premiumisation potential and operating resilience were strongest. This approach helped ensure that capital allocation remained aligned with competitiveness rather than expansion for its own sake. The Laksar Tyre Plant (erstwhile Cavendish Industries Limited) amalgamation strengthened operating alignment through common leadership oversight and tighter process integration, while ongoing optimisation of the borrowing mix and liquidity supported financial flexibility and long-term value creation.

Strategic Focus and Business Performance

During FY 2025-26, JK Tyre continued to strengthen its competitive position through a strategic focus on premiumisation, innovation, operational excellence and sustainability. The Company expanded its portfolio of premium, EV-ready and specialised tyre solutions while accelerating investments in advanced manufacturing, digital technologies and product innovation to enhance customer value and long-term competitiveness.

Digital transformation remained a key enabler of business performance, with AI-enabled analytics, intelligent manufacturing systems and connected operations improving process efficiency, product quality, asset reliability and decision-making. Alongside disciplined capital allocation, responsible sourcing and resource-efficient manufacturing, these initiatives strengthened operational resilience, supported profitable growth and reinforced JK Tyre's long-term value creation strategy.

Economic Value Creation (₹ Crore)

	FY 2025-26	FY 2024-25
1 Direct Economic Value Generated	**14,650.39**	**13,076.37**
Revenue from sales of goods	14,302.77	12,745.96
Revenue from rendering of services	175.28	134.12
Revenue from financial investments	37.76	57.59
Other operating income	134.58	138.7
2 Economic Value Distributed	**13,253.20**	**12,242.34**
Operating expenses	11,448.57	10,455.61
Wages and other payments to employees	1,255.74	1,110.31
Payments to providers of capital	455.3	505.42
Payments to shareholders	82.21	91.25
Payments to creditors	373.09	414.17
Payments to government (including income tax)	80.52	147.35
Community investments	13.07	23.65
3 Economic Value Retained	**1,397.19**	**834.03**

3 Economic Value Retained	=	1 Direct Economic Value Generated	-	2 Economic Value Distributed
1,397.19	=	14,650.39	-	13,253.20
834.03	=	13,076.37	-	12,242.34

Better-quality Growth

During FY 2025-26, JK Tyre exited low margin SKUs in select areas, reinforcing its focus on better quality growth, stronger realisations and disciplined, value-led market execution.

For more information on the defined benefit plan obligations and other retirement plans, please refer to page 238 of the Integrated Annual Report 2025-26.

Market Presence

Deepening Relevance Across Markets

JK Tyre's market presence is built on manufacturing depth, distribution reach, OEM and fleet relationships, brand strength and international access, serving a diversified mobility ecosystem across segments. Channel effectiveness was strengthened through improved last-mile discoverability, service access and connected retail points supporting warranty registration, complaint routing, service guidance and customer-interface management.

In FY 2025-26, JK Tyre strengthened its market presence by aligning capacity, portfolio, technology and service infrastructure with evolving mobility demand. Market-facing execution was supported by healthy demand across channels, higher fleet utilisation, improved product mix, premiumisation and stronger customer responsiveness through digital enablement and service-led engagement.

Expanding Access in Rural Markets

JK Tyre launched a dedicated rural business vertical in FY 2025-26, rolling out pan-India initiatives from July 2025 to address rising vehicle ownership and replacement demand, strengthening access to emerging rural consumption centres.



Customer Segments

JK Tyre serves a diverse customer base across personal, commercial, rural, agricultural, industrial, fleet and export markets, catering to automobile original equipment manufacturers (OEMs), replacement markets, state transport undertakings, private vehicle owners, construction and off-highway equipment manufacturers and two- and three-wheeler segments. During FY 2025-26, the Company further strengthened its presence across these segments through channel expansion, integrated service offerings, rural market outreach and customer-focused fleet solutions, supported by its broad product portfolio and extensive domestic and international footprint.

Market Access and Service Depth

~900 Brand shops

700+ Dealers added in FY 2025-26

6,000+ Pan-India channel partners

~80,000 Monthly engagement actions

2 Lakh Vehicles covered under the fleet management

800+ Brand shops visible on Google platforms

50+ Service hubs serving 25,000 vehicles

250+ Pit stops

120+ Truck Wheels



Technological Advancements and Smart Tyre Solutions

Technology and digital innovation continued to strengthen JK Tyre's value proposition during FY 2025-26. The Company's Treel smart tyre ecosystem further expanded its connected mobility capabilities by delivering real-time tyre health monitoring, predictive maintenance and fleet performance insights. Collaborations with OEMs and technology partners enhanced the adoption of intelligent tyre solutions across passenger, commercial and electric mobility applications. Continued investments in connected technologies and digital platforms also improved customer experience, operational efficiency and safety, reinforcing JK Tyre's leadership in smart mobility solutions.

Expanding the PCR Segment

JK Tyre continued to strengthen its presence in the Passenger Car Radial (PCR) segment through premium and application-specific tyre solutions designed to meet evolving consumer preferences for safety, durability and performance. The Company's expanding portfolio for passenger cars and SUVs, supported by strategic OEM partnerships and a strong replacement market presence, enhanced customer choice while reinforcing its position in the premium radial tyre segment. Consumer engagement initiatives and product awareness campaigns further strengthened brand visibility and customer confidence.

Strengthening the Two-wheeler Segment

JK Tyre continued to expand its presence in the two-wheeler segment through a diversified portfolio catering to both conventional and electric mobility. The Company remained focused on developing high-performance tyres that address changing customer expectations for safety, efficiency and durability while supporting the rapid evolution of the two-wheeler market. Continued product innovation and close collaboration with OEMs have strengthened JK Tyre's position in this high-growth segment and enabled it to capitalise on the increasing adoption of electric two-wheelers.

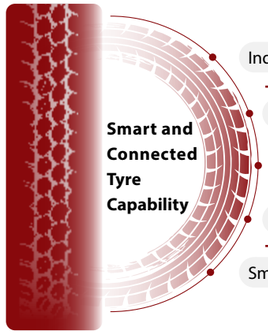

- India's first embedded Smart Tyres for passenger cars launched nationwide
- Initial aftermarket rollout in 14-17" sizes
- Platform evolution strengthened through deeper integration with Treel
- Expanded pathway for future application
- Smart Tyre manufacturing capability established at Banmore



Two-/Three-wheeler Progress



- Extended Blaze RYDR portfolio
- 12 new OE approvals across ICE and EV applications
- Entry into Mahindra's electric three-wheeler platform
- 23 new tyre sizes launched
- Two patents filed for tread pattern design and tyre-building engineering
- New LATAM range developed for export markets

Making the Most of EV Opportunities

JK Tyre continued to strengthen its position in the rapidly evolving electric mobility ecosystem by expanding its portfolio of EV-specific tyre solutions across passenger vehicles, commercial vehicles, two-wheelers and small commercial vehicles. The Company worked closely with leading OEMs to develop application-specific tyres designed to address the unique requirements of electric vehicles, including higher torque, lower rolling resistance, improved durability and enhanced energy efficiency.

As demand for electric mobility continued to grow, JK Tyre further reinforced its leadership through advanced product engineering, intelligent tyre technologies and continuous innovation, enabling customers to achieve safer, more efficient and sustainable mobility solutions.



Leading India's Connected Mobility Future

JK Tyre continued to strengthen its connected mobility ecosystem through digital technologies, IoT-enabled solutions and the Treel smart tyre platform. Real-time tyre monitoring, predictive maintenance and intelligent fleet management solutions helped improve vehicle uptime, operational transparency and asset utilisation across commercial fleets.

Supported by its network of authorised service centres, 24/7 highway assistance and central monitoring capabilities, the Company continued to enhance customer experience while delivering safer, smarter and more efficient mobility solutions across logistics, mining, public transport and industrial applications.

Community Engagement and Motorsport Involvement

JK Tyre continued to strengthen customer engagement through experiential initiatives, rider communities and motorsport platforms that reinforce brand affinity and customer trust. Engagement programmes created opportunities for meaningful interactions with customers while promoting safe and responsible mobility.

Motorsport remained an important platform for showcasing product performance, technological capability and engineering excellence. Through national racing championships and strategic partnerships, JK Tyre continued to support the growth of Indian motorsport while strengthening its position as a performance-driven mobility brand.

Global Footprint and International Expansion

JK Tyre continued to strengthen its international presence through a diversified manufacturing footprint, expanding export markets and strategic global partnerships. Its manufacturing operations in India and Mexico, complemented by a robust international distribution network, enabled the Company to respond to evolving customer needs while enhancing export competitiveness across Latin America, Europe, Southeast Asia, Africa and other international markets.

International expansion was guided by a selective, region-led and value-focused approach, with emphasis on pricing discipline, portfolio optimisation, receivable security and market-specific allocation. This strategy strengthened global market competitiveness while supporting sustainable and profitable growth.

International Business and Technical Ecosystem

- Export strategy focused on profitability over volume expansion
- Product-market alignment across overseas geographies
- Technical ecosystem spanning Mysuru, Chennai, Milan and Mexico
- Satellite product development centres in Mexico and Milan supporting EU and Americas customers
- Product development focused on Europe and LATAM markets across select categories

Outlook

The long-term outlook for the tyre industry remains positive, supported by rising vehicle ownership, infrastructure development, premiumisation, electrification and growing demand for sustainable mobility solutions. JK Tyre remains well positioned to capitalise on these opportunities through continued investments in product innovation, digitalisation, advanced manufacturing and customer-centric solutions. The Company will continue to focus on premiumisation, ESG-led innovation, resource efficiency and smart mobility while advancing its climate commitments through renewable energy, sustainable materials and circular economy initiatives. JK Tyre remains committed to delivering sustainable growth and long-term value for all stakeholders.





Approach to Tax

Supporting Transparent and Responsible Contribution

JK Tyre's approach to tax is anchored in compliance, transparency, governance oversight and responsible business conduct. The Company recognises tax contributions as an integral part of its economic value creation and manages its obligations through robust internal controls, defined review processes and professional oversight to support accurate, timely and accountable compliance.

The Company maintains a dedicated tax function that conducts regular reviews and remains abreast of relevant regulatory and industry developments. Tax considerations are embedded in business planning and strategic decision-making, supporting prudent risk management, legitimate tax efficiencies, cost discipline and the Company's long-term sustainability objectives.

For more information on political contributions, please refer to page 236 of the Integrated Annual Report 2025-26.

Tax Governance and Control Framework

JK Tyre maintains a structured tax governance and control framework designed to promote regulatory compliance, transparency and responsible tax management. Changes in applicable tax laws and regulations are communicated through regular internal updates, helping relevant stakeholders remain informed and aligned with evolving requirements.

Governance Oversight	Tax Risk Management and Compliance	Integrity and Assurance
The Corporate Accounts and Taxation function oversees tax governance and works closely with management to assess the tax implications of key business decisions, including pricing, capital expenditure and expansion plans.	Tax risks are identified through continuous monitoring of regulatory developments and consultation with external advisors. The dedicated tax team oversees compliance, including accurate filings and timely submissions, while internal and external audits provide additional assurance regarding adherence to applicable laws and regulations.	Concerns relating to tax integrity or business conduct may be reported through the Company's internal reporting channels or whistleblower mechanism. Such reports are treated confidentially and reviewed by the compliance team to determine and initiate appropriate action.

Engagement with Stakeholders on Tax Matters

JK Tyre maintains a transparent and collaborative relationship with tax authorities while ensuring compliance with applicable laws and pursuing legitimate tax efficiencies. The Company also engages with trade organisations, industry bodies and other relevant forums on public-policy matters concerning manufacturing tax incentives, local economic development, environmental taxes and other taxation-related issues affecting its operations. This engagement enables the Company to remain informed of regulatory developments while contributing to constructive industry dialogue.

Financial Assistance from the Government

(₹ Crore)

Indicator	FY 2025-26	FY 2024-25	FY 2023-24
Tax relief and tax credits	Nil	Nil	Nil
Subsidies	Nil	Nil	Nil
Investment grants, research and development grants and other relevant types of grants	29.08	14.41	Nil
Awards	Nil	Nil	Nil
Royalty holidays	Nil	Nil	Nil
Financial assistance from export credit agencies (ECAs)	25.28	33.27	13.34
Financial incentives	51.01	61.02	64.43
Other financial benefits received or receivable from any government for any operation	**Nil**	**Nil**	**Nil**

ANNEXURES

In This Section

150 ESG KPI List
166 ISO Certifications and Assurance Statement
167 Industry Memberships and Associations
168 GRI Content Index
175 UNGC Principles
176 IFRS Index

Sewage treatment plant

ESG KPI List

Water Withdrawal and Consumption

Particulars	Unit	FY 2025-26		FY 2024-25		FY 2023-24	
		Total	Water Stress Areas	Total	Water Stress Areas	Total	Water Stress Areas
Total Water Withdrawal from Groundwater sources	kilolitres	4,02,082	46,565	4,88,742.00	47,951	5,38,282	51,142
Total Water Withdrawal from Seawater/Desalinated Water sources	kilolitres	-	0	-	-	-	-
Total Water Withdrawal from Surface Water sources	kilolitres	3,55,61	15,783	3,82,096	31,765	4,09,276	26,991
Total Water Withdrawal from Third-party Water (Municipal Water) sources	kilolitres	89,418	89,418	-	-	-	-
Total Water Withdrawal from Other water sources	kilolitres	88,926	33,304	1,25,227	1,14,245	1,18,824	1,03,272
Total Water Withdrawal	**kilolitres**	**9,36,044**	**1,85,070**	**9,96,065**	**1,93,961**	**10,66,382**	**1,81,405**
Total Water Consumption	**kilolitres**	**9,36,044**	**1,85,070**	**9,96,065**	**1,93,961**	**10,66,382**	**1,81,405**

Water Intensity

Particulars	Unit	FY 2025-26	FY 2024-25	FY 2023-24
Water Intensity per unit of Production	kilolitres/Product (MT)	1.70	2.01	2.07
Water Intensity per unit of turnover	kilolitres/Revenue from operations (crore)	64.06	79.39	86.17
Water Intensity per unit of turnover adjusted for PPP	kilolitres/crore rupee of turnover adjusted for PPP	1,302.92	1,640.27	1,930.24

Water Discharge

Particulars	Unit	FY 2025-26		FY 2024-25		FY 2023-24	
		Total	Water Stress Areas	Total	Water Stress Areas	Total	Water Stress Areas
To Surface Water							
With treatment	kilolitres	0	Nil	0	0	0	0
Without Treatment	kilolitres	0	Nil	0	0	0	0
To Ground Water							
With treatment	kilolitres	0	Nil	0	0	0	0
Without Treatment	kilolitres	0	Nil	0	0	0	0
To Sea Water							
With treatment	kilolitres			0	0	0	0
Without Treatment	kilolitres	0	Nil	0	0	0	0
Sent to Third parties		0	Nil				
With treatment	kilolitres	0	Nil	0	0	0	0
Without Treatment	kilolitres	0	Nil	0	0	0	0
Others							
With treatment	kilolitres	0	Nil	2,04,917.79	2,893	2,72,951	77,329
Without Treatment	kilolitres	0	Nil	0	0	0	0
Total	**kilolitres**	**0**	**Nil**	**2,04,917.79**	**2,893**	**2,72,951**	**77,329**

Recycled/Reused Water Consumption

Particulars	Unit	FY 2025-26	FY 2024-25	FY 2023-24
Amount of recycled/reused water consumed	kilolitres	8,11,101.00	6,96,696	8,16,658

Energy Consumption

Particulars	Unit	FY 2025-26	FY 2024-25	FY 2023-24
Total Energy from Electricity Consumption from renewable	Gigajoule	7,28,282	5,86,295	5,47,866
Total Energy from Fuel consumed from Renewable sources	Gigajoule	9,29,756	10,78,006	7,32,826
Total Energy Consumed from Renewable Sources	Gigajoule	16,58,038	16,64,301	12,80,693
Total Energy from Fuel consumed from Non-Renewable sources	**Gigajoule**	**20,31,757**	**20,51,150**	**22,44,798**
Total Energy from Electricity Consumption from non-renewable sources	Gigajoule	8,64,236	8,57,139	9,15,033
Total Energy Consumed from Non-Renewable Sources	**Gigajoule**	**28,95,993**	**29,08,289**	**31,59,832**
Total Energy Consumption	**Gigajoule**	**45,54,031**	**45,72,590**	**44,40,524**
Energy Intensity over Total Production	**GJ/Product (MT)**	**8.25**	**9.25**	**8.7**
Energy Intensity over Total Revenue	**GJ/Revenue (crore)**	**311.65**	**364.47**	**358.83**
Energy Intensity over Total Revenue adjusted for PPP	**GJ/Revenue (crore)**	**6,338.97**	**7,529.91**	**8,037.72**
Percentage of Renewable Energy	**Percentage**	**36.41%**	**36.40%**	**28.84%**

GHG Emissions

Particulars	Unit	FY 2025-26	FY 2024-25	FY 2023-24
Gross Scope 1 emissions	**tCO_2e**	**1,91,555.84**	**1,92,117**	**2,62,666**
Gross Scope 2 emissions - Market based	**tCO_2e**	**1,70,446.71**	**1,73,095**	**1,87,032**
Total Scope (1+2) emission	**tCO_2e**	**3,62,002.55**	**3,65,212**	**4,49,698**
GHG emissions intensity per unit of production [Emission Intensity (Scope 1+2) tCO_2e/Tonne of finished Product)]	tCO_2e/Tonne of finished product	0.66	0.739	0.878
GHG emissions intensity per unit of Revenue (Total Scope 1+2 GHG emission/Revenue from Operation in crore)	tCO_2e/crore rupee of turnover	24.77	29.11	36.34
GHG emissions intensity per unit of Revenue adjusted for PPP (Total Scope 1+2 GHG emissi on/Revenue from Operation in crore adjusted for PPP)	**tCO_2e/crore rupee of turnover adjusted for PPP**	**503.89**	**601.41**	**813.99**

Scope 3 Emissions

Particulars	Unit	FY 2025-26	FY 2024-25	FY 2023-24	Methodology	Audited by Third party
Purchased Goods and Services	tCO_2e	17,93,902.37	12,19,118	13,32,780	Hybrid Method	Yes (Reasonable Assurance)
Capital Goods	tCO_2e	99,814.80	4,123.44	432.41	Spend Based	Yes (Reasonable Assurance)
Fuel- and Energy-Related Activities Not Included in Scope 1 or Scope 2	tCO_2e	1,19,303.34	123,929	138,434	Average Data Method	Yes (Reasonable Assurance)
Upstream Transportation and Distribution	tCO_2e	71,268.12	53,449	88,307	Distance Based Method	Yes (Reasonable Assurance)
Waste Generated in Operations	tCO_2e	307.9	324.75	310.16	Waste Type Specific Method	Yes (Reasonable Assurance)
Business Travel	tCO_2e	3,367.01	1,467	655	Distance Based Method	Yes (Reasonable Assurance)
Employee Commute	tCO_2e	1,357.19	1,353	1,435	Distance Based Method	Yes (Reasonable Assurance)
Upstream Leased Assets	tCO_2e	NA	NA	NA		NA
Downstream Transportation & Distribution	tCO_2e	54,287.46	49,798	47,513	Distance Based Method	Yes (Reasonable Assurance)
Use of Sold Products	tCO_2e	NA	NA	NA		NA
End-of-Life Treatment of Sold Products	tCO_2e	-1,04,835.75	-94,032	-98,252	Use end of life emission factor on basis of LCA	Yes (Reasonable Assurance)
Downstream Leased Assets	tCO_2e	NA	NA	NA		NA
Franchises	tCO_2e	NA	NA	NA		NA
Investments	tCO_2e	NA	NA	NA		NA

Note: In FY 2025-26, the Company advanced its Category 1 quantification from a wholly spend-based method to a hybrid methodology, in line with the GHG Protocol Scope 3 Standard and its data-quality hierarchy. Emissions from key raw material categories, the predominant share of procurement by spend and mass, are now quantified using physical activity data (procured quantities) combined with supplier-specific cradle-to-gate emission factors obtained directly from suppliers, supplemented by industry-average secondary factors where supplier data is unavailable. Spend-based factors are retained only for residual, low-materiality categories. The year-on-year increase is therefore primarily attributable to this methodological refinement, not to any material change in procurement volumes or supplier performance. Supplier-specific life-cycle factors capture full cradle-to-gate impacts with greater fidelity than economic proxies, yielding a more accurate estimate of the Company's upstream footprint. Prior-year figures are un-restated and remain on the spend-based method.

Fugitive Emissions

Particulars	Unit	FY 2025-26	FY 2024-25	FY 2023-24
Total Fugitive Emissions	tCO_2e	5,251.23	6,056	5,302

GHG Emission Reduction

Particulars	Unit	FY 2025-26	FY 2024-25
GHG emissions reduced through energy efficiency initiatives	tCO_2e	5,145.00	1,757

Emission of Ozone Depleting Substance

Particulars	Unit	FY 2025-26	FY 2024-25	FY 2023-24
Emissions of ozone-depleting substances (ODS)	Tonne	2.32	2.29	0.33
Production, imports, and exports of ODS in MT of CFC-11 equivalent	CFC-11 Eq	0.13	0.13	0.01

Environment Violations

Particulars	Unit	FY 2025-26	FY 2024-25	FY 2023-24
Number of violations reported during the Year	Nos	0	0	0

Air Emissions

Particulars	Unit	FY 2025-26	FY 2024-25
No_x	Tonne	324.61	352.42
SO_x	Tonne	170.76	157.71
Particulate matter (PM)	Tonne	171.49	325.13

Waste Management

Particulars	Unit	FY 2025-26	FY 2024-25	FY 2023-24
Total Battery waste generated	**Metric tonnes**	**4.38**	**29.84**	**5.6**
Total Bio-medical waste generated	Metric tonnes	0.26	0.43	22.9
Total Construction and demolition waste generated	Metric tonnes	0	0	0
Total E-waste generated	Metric tonnes	33.16	45.8	17.2
Total Hazardous waste generated	Metric tonnes	1,274.19	890.6	1641.9
Total Non-hazardous waste generated	Metric tonnes	62,442.04	67,401.30	11,692.60
Total Plastic waste generated	Metric tonnes	1,970.44	1,605	1,795.10
Total Radioactive waste generated	Metric tonnes	0	0	0
Total Waste generated	**Metric tonnes**	**65,724.48**	**69,973**	**15175**
Waste Intensity over production	**Metric tonnes/ Production**	**0.12**	**0.14**	**0.03**
Waste Intensity over revenue	**Metric tonnes/ Revenue**	**4.49**	**3.27**	**1.14**
Waste Intensity over revenue adjusted for PPP	**Metric tonnes/ Revenue**	**91.48**	**115.23**	**27.47**

Waste Recovery Operations

Particulars	Unit	FY 2025-26	FY 2024-25	FY 2023-24
Total Amount of Waste Recycled	Metric tonnes	21,667.35	38,876	3,092
Total Amount of Waste Prepared for reuse	Metric tonnes	27,338.59	0	0
Total waste recovered through other recovery operations	Metric tonnes	5,293.53	0	0
Total waste recovered through recycling, re-using or other recovery operations	**Metric tonnes**	**54,309.46**	**38,876**	**3,092**

Waste Disposed

Particulars	Unit	FY 2025-26	FY 2024-25	FY 2023-24
Total Waste disposed by Incineration	Metric tonnes	178.45	503.38	407.61
Total Waste disposed by landfilling	Metric tonnes	0	0	0
Total Waste disposed by other disposal operations	Metric tonnes	11,236.56	30,594	11,765
Total Waste disposed	**Metric tonnes**	**11,415.02**	**31,097**	**12,173**

Recycled Input Material

Particulars	Unit	FY 2025-26	FY 2024-25
Weight of recycled input materials used to produce the products	Metric tonnes	28,970.88	23,851
Total weight of input materials used to produce products	Metric tonnes	5,85,453.65	5,24,603
Percentage of recycled input materials used to produce the products	%	4.95	4.55

Reclaimed Products and Packaging Material

Particulars	FY 2025-26			FY 2024-25			FY 2023-24		
	Re-Used (MT)	Recycled (MT)	Safely Disposed (MT)	Re-Used (MT)	Recycled (MT)	Safely Disposed (MT)	Re-Used (MT)	Recycled (MT)	Safely Disposed (MT)
Plastics (including packaging)*	-	3,129.91	-		1,920	-		2,515	-
E-waste	-	-	-	NA		-	NA		-
Hazardous waste	-	-	-	NA		-	NA		-
Other Waste*	-	3,47,816.57	-		2,13,303.03	-		1,58,104	-

** The Company recycled plastic as part of its EPR Compliance under the Plastic Waste Management Rules, 2016.*

JK Tyre & Industries Limited is committed to follow the government mandate as per CPCB and SPCB guidelines on Consent to Operate and obligation of Extended Producers Responsibility (EPR) for sustainable and safe end of life management of tyres. As per the mandated requirements, the Company purchases the EPR credits for End of Life of Tyres obligation as prescribed by the EPR gazette and complies with it.

Raw Materials

Particulars	Unit	FY 2025-26	FY 2024-25	FY 2023-24
Non-Renewable Material used	Metric tonnes	4,03,575.51	3,58,495	3,70,080
Renewable Material Used	Metric tonnes	1,81,878.15	1,66,108	1,75,578

Biodiversity Assessment

Particulars	Number of sites
Overall sites	5
Sites where Biodiversity impact assessment conducted	5
Sites having a significant biodiversity impact	0
Sites having Biodiversity management plans	5

Employees and Workers

Particulars	FY 2025-26					FY 2024-25					FY 2023-24				
	Total	Male	Percentage	Female	Percentage	Total	Male	Percentage	Female	Percentage	Total	Male	Percentage	Female	Percentage
Employees															
Permanent Employees	2,185	2,119	96.98%	66	3.02%	2,118	2,065	97%	53	2.50%	2,360	2,309	98%	51	2.16%
Temporary Employees	418	416	99.52%	2	0.48%	364	363	99.73%	1	0.27%	312	309	99%	3	0.96%
Total Employees	**2,603**	**2,535**	**97.39%**	**68**	**2.61%**	**2,482**	**2,428**	**98%**	**54**	**2%**	**2,672**	**2,618**	**98%**	**54**	**2%**
Workers															
Permanent Workers	6,862	6,857	99.93%	5	0.07%	7,095	7,091	99.94%	4	0.06%	7,000	6,994	99.91%	6	0.09%
Temporary Workers	8,452	7,966	94.25%	486	5.75%	8,129	7,829	96%	300	4%	7,912	7,818	98.81%	94	1.19%
Total Workers	**15,314**	**14,823**	**96.79%**	**491**	**3.21%**	**15,224**	**14,920**	**98%**	**304**	**2%**	**14,912**	**14,812**	**99%**	**100**	**1%**

Women in Workforce

Particulars	FY 2025-26	FY 2024-25	FY 2023-24
Total number of females in the workforce	559	358	154
Total number of individuals in the workforce	17,917	17,706	17,584
Percentage of females in the entire workforce	3.12%	2.02%	0.88%

Differently Abled Employees and Workers

Particulars	FY 2025-26					FY 2024-25					FY 2023-24				
	Total	Male	Percentage	Female	Percentage	Total	Male	Percentage	Female	Percentage	Total	Male	Percentage	Female	Percentage
Employees															
Permanent Employees	1	1	100%	0	0%	2	2	100%	0	0%	1	1	100%	0	0%
Temporary Employees	0	0	0%	0	0%	0	0	0%	0	0%	0	0	0%	0	0%
Total Employees	**1**	**1**	**100%**	**0**	**0%**	**2**	**2**	**100%**	**0**	**0%**	**1**	**1**	**100%**	**0**	**0%**
Workers															
Permanent Workers	6	6	100%	0	0%	8	8	100%	0	0%	6	6	100%	0	0%
Temporary Workers	2	2	100%	0	0%	0	0	0%	0	0%	2	2	100%	0	0%
Total Workers	**8**	**8**	**100%**	**0**	**0%**	**8**	**8**	**100%**	**0**	**0%**	**8**	**8**	**100%**	**0**	**0%**

Permanent Employees and Workers by Age Group

Particulars	FY 2025-26		FY 2024-25	
	Male	Female	Male	Female
Below 30 Yrs	1,189	34	1,229	20
30-50	6,133	4	6,432	32
Above 50	1,654	33	1,495	5
Total	**8,976**	**71**	**9,156**	**57**

New Hires by Age Group

Particulars	FY 2025-26		FY 2024-25		FY 2023-24	
	Male	Female	Male	Female	Male	Female
Below 30 Yrs	383	22	275	10	324	10
30-50	322	9	246	0	262	1
Above 50	14	0	16	4	4	-
Total	**719**	**31**	**537**	**14**	**590**	**11**

Board of Directors

Particulars	Total	Male			Female		
		<30	30-50	>50	<30	30-50	>50
Total Board of Directors	10	0	1	7	0	0	2
Independent Board of Directors	5	0	0	4	0	0	1

Women Representation

Particulars	FY 2025-26	FY 2024-25	FY 2023-24
Percentage of Women representation in the Board of Directors	20%	20%	18.18%
Percentage of Women representation in the Key Management Personnel	0%	0%	0%
Percentage of Women representation in the Employees	2.61%	2%	2%
Percentage of Women representation in the Workers	3.21%	2%	1%

Health & Safety Practices

Particulars	FY 2025-26	FY 2024-25	FY 2023-24
Percentage of the total workforce across all locations represented in formal joint management-worker health & safety committees	0.55%	0.51%	0.50%
Percentage of all operational sites for which an employee health & safety risk assessment has been conducted	100%	100%	100%

Health Insurance

Particulars	FY 2025-26			FY 2024-25			FY 2023-24		
	Total (A)	Number (B)	% (B/A)	Total (A)	Number (B)	% (B/A)	Total (A)	Number (B)	% (B/A)
Permanent employees									
Male	2,119	2,119	100%	2,065	2,065	100%	2,309	2,309	100%
Female	66	66	100%	53	53	100%	51	51	100%
Total	**2,185**	**2,185**	**100%**	**2,118**	**2,118**	**100%**	**2,360**	**2,360**	**100%**
Other than Permanent employees									
Male	416	416	100%	363	363	100%	309	309	100%
Female	2	2	100%	1	1	100%	3	3	100%
Total	**418**	**418**	**100%**	**364**	**364**	**100%**	**312**	**312**	**100%**
Permanent Workers									
Male	6,857	5,463	79.67%	7,091	5,910	83%	6,994	4,911	70%
Female	5	4	80%	4	0	0%	6	4	67%
Total	**6,862**	**5,467**	**79.67%**	**7,095**	**5,910**	**83%**	**7,000**	**4,915**	**70%**
Other than Permanent Workers									
Male	7,966	7,966	100%	7,829	7,829	100%	7,818	1,517	19%
Female	486	486	100%	300	300	100%	94	26	28%
Total	**8,452**	**8,452**	**100%**	**8,129**	**8,129**	**100%**	**7,912**	**1,543**	**20%**

Accident Insurance

Particulars	FY 2025-26			FY 2024-25			FY 2023-24		
	Total (A)	Number (B)	% (B/A)	Total (A)	Number (B)	% (B/A)	Total (A)	Number (B)	% (B/A)
Permanent employees									
Male	2,119	2,119	100%	2,065	2,065	100%	2,309	2,309	100%
Female	66	66	100%	53	53	100%	51	51	100%
Total	**2,185**	**2,185**	**100%**	**2,118**	**2,118**	**100%**	**2,360**	**2,360**	**100%**
Other than Permanent employees									
Male	416	416	100%	363	363	100%	309	309	100%
Female	2	2	100%	1	1	100%	3	3	100%
Total	**418**	**418**	**100%**	**364**	**364**	**100%**	**312**	**312**	**100%**
Permanent Workers									
Male	6,857	5,697	83.08%	7,091	5,259	74%	6,994	5,391	77%
Female	5	1	20.00%	4	3	75%	6	1	17%
Total	**6,862**	**5,698**	**83.04%**	**7,095**	**5,262**	**74%**	**7,000**	**5,392**	**77%**
Other than Permanent Workers									
Male	7,966	7,966	100%	7,829	7,829	100%	7,818	3,689	47%
Female	486	486	100%	300	300	100%	94	27	29%
Total	**8,452**	**8,452**	**100%**	**8,129**	**8,129**	**100%**	**7,912**	**3,716**	**47%**

Maternity Leave

Particulars	FY 2025-26			FY 2024-25			FY 2023-24		
	Total (A)	Number (B)	% (B/A)	Total (A)	Number (B)	% (B/A)	Total (A)	Number (B)	% (B/A)
Permanent employees									
Male	2,119	NA	NA	2,065	0	0%	2,309	0	0%
Female	66	66	100%	53	53	100%	51	51	100%
Total	**2,185**	**66**	**3.02%**	**2,118**	**53**	**3%**	**2,360**	**51**	**2%**
Other than Permanent employees									
Male	416	NA	NA	363	0	0%	309	0	0%
Female	2	2	100%	1	1	100%	3	3	100%
Total	**418**	**2**	**0.48%**	**364**	**1**	**0.27%**	**312**	**3**	**1%**
Permanent Workers									
Male	6,857	NA	NA	7,091	0	0%	6,994	0	0%
Female	5	5	100%	4	4	100%	6	6	100%
Total	**6,862**	**5**	**0.07%**	**7,095**	**4**	**0.06%**	**7,000**	**6**	**0.07%**
Other than Permanent Workers									
Male	7,966	NA	NA	7,829	0	0%	7,818	0	0%
Female	486	486	100%	300	300	100%	94	94	100%
Total	**8,452**	**486**	**5.75%**	**8,129**	**300**	**4%**	**7,912**	**94**	**1%**

Child Care Services

Particulars	FY 2025-26			FY 2024-25			FY 2023-24		
	Total (A)	Number (B)	% (B/A)	Total (A)	Number (B)	% (B/A)	Total (A)	Number (B)	% (B/A)
Permanent employees									
Male	-	-	-	2,065	NA	NA	2,309	0	NA
Female	-	-	-	53	53	100%	51	51	100%
Total	**-**	**-**	**-**	**2,118**	**53**	**100%**	**2,360**	**51**	**100%**
Other than Permanent employees									
Male	-	-	-	363	NA	NA	309	0	NA
Female	-	-	-	1	1	100%	3	3	100%
Total	**-**	**-**	**-**	**364**	**1**	**100%**	**312**	**3**	**100%**
Permanent Workers									
Male	-	-	-	7,091	NA	NA	6,994	0	NA
Female	-	-	-	4	4	100%	6	6	100%
Total	**-**	**-**	**-**	**7,095**	**4**	**100%**	**7,000**	**6**	**100%**
Other than Permanent Workers									
Male	-	-	-	7,829	NA	NA	7,818	0	NA
Female	-	-	-	300	300	100%	94	94	100%
Total	**-**	**-**	**-**	**8,129**	**300**	**100%**	**7,912**	**94**	**100%**

Parental Leave Return and Retention

Particulars	FY 2025-26		
	Male	Female	Total
Employees			
Retention Rate	NA	66.6%	66.6%
Return to work rate	NA	100%	100%
Turnover Rate	15%	27%	15%
Workers			
Retention Rate	NA	100%	100%
Return to work rate	NA	100%	100%
Turnover Rate	8%	22%	8%

Employee Wellbeing Costs

Particulars	FY 2025-26	FY 2024-25
Cost incurred on well-being measures as a percentage of total revenue	0.42%	0.34%

Retirement Benefits

Particulars	FY 2025-26		FY 2024-25		FY 2023-24	
	No. of employees covered as a % of total employees	No. of employees covered as a % of total workers	No. of employees covered as a % of total employees	No. of employees covered as a % of total workers	No. of employees covered as a % of total employees	No. of employees covered as a % of total workers
PF	100%	100%	100%	100%	100%	100%
Gratuity	100%	100%	100%	100%	100%	100%
ESI	As per Act	As per Act	As per Act	As per Act	As per Act	As per Act

Employees/Workers Who Are Part of Association(s) or Union

Category	FY 2025-26			FY 2024-25			FY 2023-24		
	Total	No.	%	Total	No.	%	Total	No.	%
Total Permanent Employees	2,185	0	0%	2,118	0	0%	2,360	0	0%
Male	2,119	0	0%	2,065	0	0%	2,309	0	0%
Female	66	0	0%	53	0	0%	51	0	0%
Total Permanent Workers	6,862	5,555	89.95%	7,095	6,116	86.20%	7,000	6,342	90.6%
Male	6,857	5,552	80.96%	7,091	6,114	86%	6,994	6,337	91%
Female	5	3	60%	4	2	50%	6	5	83%

Particulars	FY 2025-26	FY 2024-25	FY 2023-24
Percentage of total workforce covered by formally elected employee representatives	61.40%	66.38%	67.76%

Performance and Career Development Reviews

Category	FY 2025-26			FY 2024-25			FY 2023-24		
	Total	Reviewed	%	Total	Reviewed	%	Total	Reviewed	%
Employees									
Male	2,119	2,035	96.03%	2,065	1,944	94%	2,309	2,173	94%
Female	66	56	84.84%	53	49	92%	51	44	86%
Total	**2,185**	**2,091**	**95.69%**	**2,118**	**1,993**	**94%**	**2,360**	**2,217**	**94%**
Workers									
Male	6,857	4,818	70.26%	7,091	6,929	98%	6,994	3,902	56%
Female	5	4	80%	4	4	100%	6	6	100%
Total	**6,862**	**4,822**	**70.27%**	**7,095**	**6,933**	**98%**	**7,000**	**3,908**	**56%**

Minimum Wages

Particulars	FY 2025-26						FY 2024-25						FY 2023-24					
	Total (A)	Equal to minimum wage		More than minimum wage			Total (A)	Equal to minimum wage		More than minimum wage			Total (A)	Equal to minimum wage		More than minimum wage		
		No. (B)	% (B/A)	No. (C)	% (C/A)	Total (D)		No. (B)	% (B/A)	No. (C)	% (C/A)	Total (D)		No. (B)	% (B/A)	No. (C)	% (C/A)	Total (D)
Employees																		
Permanent	2,185	-	-	2,185	100%	1,756	2,118	0	0%	2,118	100%	2,360	2,360	0	0%	2,360	100%	2,393
Male	2,119	-	-	2,119	100%	1,703	2,065	0	0%	2,065	100%	2,309	2,309	0	0%	2,309	100%	2,343
Female	66	-	-	66	100%	53	53	0	0%	53	100%	51	51	0	0%	51	100%	50
Other than Permanent	418	-	-	418	100%	364	364	0	0%	364	100%	312	312	0	0%	312	100%	247
Male	416	-	-	416	100%	363	363	0	0%	363	100%	309	309	0	0%	309	100%	245
Female	2	-	-	2	100%	1	1	0	0%	1	100%	3	3	0	0%	3	100%	2
Workers																		
Permanent	6,862	14	0.20%	6,848	99.80%	3,910	7,095	0	0%	7,095	100%	7,142	7,000	0	0%	7,000	100%	7,142
Male	6,857	14	0.20%	6,843	99.80%	3,906	7,091	0	0%	7,091	100%	7,137	6,994	0	0%	6,994	100%	7,137
Female	5	-	-	5	100%	4	4	0	0%	4	100%	5	6	0	0%	6	100%	5
Other than Permanent	8,452	5,576	65.97%	2,876	34.02%	6,347	8,129	6,177		1,952		7,912	1,315	6,597		1,315		6,697
Male	7,966	5,164	64.82%	2,802	35.17%	6,047	7,829	5,878	75%	1,951	25%	7,818	1,288	6,530	84%	1,288	16%	6,634
Female	486	412	84.77%	74	15.22%	300	300	299	99.09%	1	0.30%	94	27	67	71%	27	29%	63

Complaints from Employees and Workers

Particulars	FY 2025-26		FY 2024-25		FY 2023-24	
	Filed	Pending	Filed	Pending	Filed	Pending
Working Conditions	154	0	0	0	0	0
Health & Safety	38	0	0	0	0	0
Sexual Harassment	0	0	0	0	0	0
Discrimination at workplace	0	0	0	0	0	0
Child Labour	0	0	0	0	0	0
Forced Labour/Involuntary Labour	0	0	0	0	0	0
Wages	0	0	0	0	0	0
Other human rights related issues	0	0	0	0	0	0

Complaints from Stakeholders

Particulars	FY 2025-26		FY 2024-25		FY 2023-24	
	Filed	Pending	Filed	Pending	Filed	Pending
Communities	Nil	Nil	Nil	Nil	Nil	Nil
Investors (other than shareholders)	Nil	Nil	Nil	Nil	Nil	Nil
Shareholders	6	0	3	1	Nil	Nil
Employees and workers	Nil	Nil	Nil	Nil	Nil	Nil
Customers	1,322	Nil	1,293	Nil	1,731	Nil
Value Chain Partners	NA	NA	Nil	Nil	Nil	Nil

Complaints under POSH

Particulars	FY 2025-26	FY 2024-25	FY 2023-24
Total complaints reported under POSH	Nil	Nil	Nil
Complaints on POSH as % of female employees/workers	Nil	Nil	Nil
Complaints on POSH upheld	Nil	Nil	Nil

Details of Safety-related Incidents

Particulars	FY 2025-26		FY 2024-25		FY 2023-24	
	Employees	Workers	Employees	Workers	Employees	Workers
Lost Time Injury Frequency Rate (LTIFR)	0.29	0.06	0.24	Nil	Nil	0.36
Total recordable work-related injuries	8	1	2	Nil	Nil	3
No. of fatalities	Nil	Nil	Nil	Nil	Nil	Nil
High consequence work-related injury/ ill-health	Nil	Nil	Nil	Nil	Nil	Nil
Number rehabilitated after work-related injury/ill-health/fatalities	Nil	Nil	Nil	Nil	Nil	Nil

Lost Days and Health & Safety Assessment

Particulars	UOM	FY 2025-26	FY 2024-25	FY 2023-24
No. of Lost Days due to LTI	Days	326	51	104
Sites undergone Health & Safety risk assessment internally	%	100	100	100
Sites undergone Health & Safety risk assessment externally	%	100	100	100

Skill Upgradation of Workforce

Particulars	FY 2025-26	FY 2024-25	FY 2023-24
% of non-permanent employees/workers covered by externally audited/certified OHSMS	100%	100%	100%
% of non-permanent employees/workers covered by internally audited OHSMS	100%	100%	100%
% of non-permanent employees/workers covered by OHSMS	100%	100%	100%

Health & Safety Training

	FY 2025-26			FY 2024-25			FY 2023-24		
	Total	Number	%	Total	Number	%	Total	Number	%
Permanent Employees									
Male	2,119	2,119	100%	2,065	2,065	100%	2,309	1,674	72%
Female	66	66	100%	53	53	100%	51	48	94%
Total	**2,185**	**2,185**	**100%**	**2,118**	**2,118**	**100%**	**2,360**	**1,722**	**73%**
Permanent Workers									
Male	6,857	6,857	100%	7,091	7,091	100%	6,994	6,653	95%
Female	5	5	100%	4	4	100%	6	6	100%
Total	**6,862**	**6,862**	**100%**	**7,095**	**7,095**	**100%**	**7,000**	**6,659**	**95%**

Skill Upgradation

Particulars	FY 2025-26			FY 2024-25			FY 2023-24		
	Total	Number	%	Total	Number	%	Total	Number	%
Permanent Employees									
Male	1,703	1,703	100%	2,065	2,065	100%	2,309	1,896	82.11%
Female	53	53	100%	53	53	100%	51	48	94.12%
Total	**1,756**	**1,756**	**100%**	**2,118**	**2,118**	**100%**	**2,360**	**1,944**	**82.37%**
Permanent Workers									
Male	3,906	3,906	100%	7,091	5,548	78.24%	6,994	6,394	91.42%
Female	4	4	100%	4	4	100%	6	6	100.00%
Total	**3,910**	**3,910**	**100%**	**7,095**	**5,552**	**78.25%**	**7,000**	**6,400**	**91.43%**

Human Rights Training

Particulars	FY 2025-26			FY 2024-25			FY 2023-24		
	Total	Number	%	Total	Number	%	Total	Number	%
Employees									
Permanent	2,185	1,568	72%	2,118	2,118	100%	2,360	1,323	56.06%
Workers									
Permanent	6,862	3,308	48%	7,095	4,883	68.82%	7,000	5,673	81.04%

Security Personnel Trained on Human Rights Policies, Procedures and Their Application to Security

Particulars	FY 2025-26	FY 2024-25	FY 2023-24
Percentage of security personnel who have received training on human rights policies, procedures and their application to security	100%	100%	100%

Business Ethics Training of Workforce

Particulars	FY 2025-26
Percentage of total employees trained on business ethics issues	100%

Percentage of Wages Paid to Employees and Workers

Particulars	FY 2025-26	FY 2024-25	FY 2023-24
Rural	Nil	Nil	Nil
Semi-urban	45.03%	49.75%	45.47%
Urban	29.62%	28.26%	28.23%
Metropolitan	25.34%	21.99%	26.31%

Supply Chain Practices Environmental and Social Screening Performance

Particulars	FY 2025-26	FY 2024-25	FY 2023-24
Environmental Screening			
Total number of new suppliers	6	52	55
Number of new suppliers screened using environmental criteria	6	52	55
% of new suppliers screened using environmental criteria	100%	100%	100%
Number of suppliers assessed for environmental impacts	76	70	70
% of suppliers assessed for environmental impacts by value of business (spend basis)	62%		
Number of suppliers having significant actual and potential negative environmental impacts	0	0	0
% suppliers identified with significant actual and potential negative environmental impacts	0%	0%	0%
Social Screening			
Total number of new suppliers	6	52	55
Number of new suppliers screened using social criteria	6	52	55
% of new suppliers screened using Social criteria	100%	100%	100%
Number of suppliers assessed for social impacts	76	70	70
% of suppliers assessed for social impacts by value of business (spend basis)	62%		
Number of suppliers having significant actual and potential negative Social impacts	0	0	0
% suppliers identified with significant actual and potential negative social impacts	0%	0%	0%

Supplier Survey Satisfaction Scores

Particulars	FY 2025-26	FY 2024-25	FY 2023-24
Raw material suppliers	98%	97%	98%

Procurement from Local Suppliers

Particulars	FY 2025-26	FY 2024-25	FY 2023-24
Percentage of procurement budget spent on local suppliers	64%	65%	67%

Material Sourcing

Particulars	FY 2025-26	FY 2024-25
Percentage of materials and services directly sourced from MSMEs/small producers	24%	17%
Percentage of materials and services directly sourced from within India	72%	69%

Data Breaches

Particulars	FY 2025-26	FY 2024-25	FY 2023-24
Number of breaches involving PII (Personally Identifiable Information)	0	0	0
Total number of data breaches	0	0	0
Percentage of data breaches involving PII	0	0	0
Total identified leaks, thefts or losses of customer data	0	0	0

Openness of Business

Particulars	FY 2025-26	FY 2024-25	FY 2023-24
Concentration of Purchases			
Purchases from trading houses as % of total purchases	24.84%	24%	25%
Purchases from top 10 trading houses as % of purchases from trading houses	67.50%	76%	74%
Number of trading houses where purchases were made	63	65	63
Concentration of Sales			
Sales to Dealers/distributors as % of total sales	54.29%-Dealers; 2.19%-Distributors	50.73%-Dealers; 2.39%-Distributors	82%-Dealers; 5%-Distributors
Number of Dealers/distributors to whom sales were made	6,429-Dealers; 325-Distributors	6,650-Dealers; 344-Distributors	6,699-Dealers; 377-Distributors
Sales from top 10 Dealers/distributors as % of total sales to Dealers/distributors	9.98%-Dealers; 37.15%-Distributors	7.31%-Dealers; 36.71%-Distributors	6.3%-Dealers; 26%-Distributors

Consumer Complaints

Particulars	FY 2025-26		FY 2024-25		FY 2023-24	
	Filed	Pending	Filed	Pending	Filed	Pending
Data privacy	0	0	0	0	0	0
Advertising	0	0	0	0	0	0
Cybersecurity	0	0	0	0	0	0
Delivery of essential services	0	0	0	0	0	0
Restrictive Trade Practices	0	0	0	0	0	0
Unfair Trade Practices	0	0	0	0	0	0
Other	0	0	0	0	0	0

Customer Privacy Complaints

Particulars	FY 2025-26	FY 2024-25	FY 2023-24
Number of complaints received concerning breaches of customer privacy	0	0	0
Number of complaints concerning breaches of customer privacy received from regulatory bodies	0	0	0
Number of complaints concerning breaches of customer privacy received from outside parties	0	0	0

Product Recalls

Particulars	FY 2025-26	FY 2024-25	FY 2023-24
Voluntary recalls	0	0	0
Forced recalls	0	0	0
Number of Product Recalls Initiated	0	0	0

Corruption

Particulars	FY 2025-26	FY 2024-25	FY 2023-24
Number of operations assessed for risks related to corruption	6	6	6
Percentage of operations assessed for risks related to corruption	100%	100%	100%

Fines and Sanctions Related to Non-compliance

Particulars	Unit	FY 2025-26	FY 2024-25	FY 2023-24
Monetary value of fines for instances of non-compliance with laws and regulations that were paid*	₹ crore	0	0	0
Number of instances of non-compliance with laws and regulations for which fines were incurred	Nos.	0	0	0
Number of instances of non-compliance with laws and regulations for which non-monetary sanctions were incurred	Nos.	0	0	0
Number of incidents of non-compliance with Product and Service Information and Labelling Regulations resulting in a Fine or Penalty	Nos.	0	0	0

**The Competition Commission of India ("CCI") on 2nd February 2022 published an Order dated 31st August 2018 for alleged contravention of Section 3 of the Competition Act, 2002 against the Company and certain other domestic tyre manufacturing companies and had imposed a penalty of ₹309.95 crores on the Company. The Company filed an Appeal before the Hon'ble National Company Law Appellate Tribunal (NCLAT) against the said CCI Order. Dr. Arun K. Bajoria, Director & President - International and one executive (former Sales Marketing Head) of the Company, also filed appeal(s) before the said Tribunal since they had also been imposed a penalty of ₹16.45 lakhs and ₹4.65 lakhs, respectively by CCI vide its said Order dated 31st August 2018. The NCLAT, through an Order dated 1st December 2022, has disposed of the aforementioned appeals, after taking note of the multiple errors in the said CCI Order dated 31st August 2018 and remanded the matter back to the CCI, to re-examine the matter on merits and also to consider reviewing the penalty (if violation is established) in accordance with the provisions of the Competition Act. CCI has since filed an appeal against the said NCLAT Order, which has been admitted by Hon'ble Supreme Court and is pending. Based on legal advice, the Company continues to believe that it has a strong case, and accordingly, no provision has been made in the accounts. It is strongly reiterated that there has been no wrongdoing on the part of the Company and that the Company never indulged in or was part of any cartel or undertook any anti-competitive practices.*

Non-compliance with Regulations Concerning the Health and Safety Impacts of Products and Services

Particulars	FY 2025-26	FY 2024-25	FY 2023-24
Number of incidents of non-compliance with regulations concerning the health and safety impacts of products and services resulting in a fine or penalty	0	0	0
Total number of incidents of non-compliance with regulations and/or voluntary codes concerning the health and safety impacts of products and services	0	0	0

Non-compliance with Regulations Concerning Product and Service Information and Labelling

Particulars	FY 2025-26	FY 2024-25	FY 2023-24
Number of incidents of non-compliance with regulations concerning product and service information and labelling resulting in a fine or penalty	0	0	0
Number of incidents of non-compliance with regulations concerning product and service information and labelling resulting in a warning	0	0	0
Number of incidents of non-compliance with voluntary codes concerning product and service information and labelling	0	0	0
Total number of incidents of non-compliance with regulations and/or voluntary codes concerning product and service information and labelling	0	0	0

Non-compliance with Regulations Concerning Marketing Communications

Particulars	FY 2025-26	FY 2024-25	FY 2023-24
Number of incidents of non-compliance with regulations concerning marketing communications resulting in a fine or penalty	0	0	0
Number of incidents of non-compliance with regulations concerning marketing communications resulting in a warning	0	0	0
Number of incidents of non-compliance with voluntary codes concerning marketing communications	0	0	0
Total number of incidents of non-compliance with regulations and/or voluntary codes concerning marketing communications	0	0	0

ISO Certifications and Assurance Statement

Management System Certifications

Management System	ISO	Coverage (%)
Environment Management System	ISO 14001:2015	100
Occupational Health & Safety Management System	ISO 45001:2018	100
Energy Management System	ISO 50001:2018	100
Information Security Management System	ISO 27001:2022	100
Carbon Footprint Verification	ISO 14064	100
Water Management System	ISO 46001:2019	100
Water Management System	ISO 14046	40
Quality Management System	ISO 9001:2015	100
Automotive QMS	IATF 16949:2016	100
Social Accountability	SA 8000:2014	100
Corporate Social Responsibility	ISO 26000:2010	100
Sustainable Procurement	ISO 20400:2017	100
Food Safety Management System	ISO 22000:2010	100
Business Continuity Management	ISO 22301:2019	100
Risk Management	ISO 31000:2018	100

Assurance Statement

The Sustainability Report for JK Tyre & Industries Limited, for period 1st April 2025 to 31st March 2026 has been externally assured on non-financial ESG parameters, covered under the Company's material topics, by BSI Group India Pvt. Ltd. In-line with GRI Universal Standards 2021, in accordance to reporting criteria, following ISAE 3000 (Revised) Assurance Standard on limited level assurance depth.

The carbon footprint report for JK Tyre & Industries Limited, for the period 1st April 2025 to 31st March 2026 has been externally assured by BSI Group India Pvt. Ltd. in-line with ISO 14064-1: 2018 criteria at limited level assurance depth, in-line with ISO 14064-3: 2019 assurance standard.

The Original Certificates can be viewed on jktyre.com as mentioned below:

https://jktyre.com/investor/assurance-certificates

Industry Memberships and Associations

JK Tyre's sixth Sustainability Report presents the Company's ESG priorities, actions and performance for FY 2025-26. Structured around its 5P framework (People, Planet, Process, Product and Prosperity), the Report covers sustainability across operations, the value chain and stakeholder engagement, supported by governance, processes and metrics, and disclosures aligned with GRI Standards, IFRS S1 and S2, UN SDGs and UNGC Principles.

Dr. Raghupati Singhania, Chairman and Managing Director of JK Tyre & Industries, is associated with various leading apex chambers, government bodies and academic institutions of repute of India as listed below:

- Confederation of Indian Industry (CII) as a Member of National Council for over 15 years
- PHD Chamber of Commerce & Industry, Senior Member of Managing Committee and past President for over 30 years
- Asia-New Zealand Foundation (Asia-NZ Foundation), New Zealand as an honorary advisor, representing India for over 20 years
- Chairman of Automotive Tyre Manufacturers Association - three times Member of the Board of Governors, Xavier Institute of Management (XIM), Bhubaneswar
- Member of the Board of Governors, Indian Institute of Technology (IIT) Madras
- Member, Rubber Board Kottayam President of Indian Rubber Manufacturers Research Association (IRMRA) - A Ministry of Commerce & Industry, Government of India body
- Member of Asia Business Council
- Member of Young President's Organization (YPO)
- Member of Expert Committee on Natural Rubber Policy
- Chairman of Auto Tyres & Tubes Panel, Chemical & Allied Products Export Promotion Council (CAPEXIL), Government of India
- Chairman, Indian Wire Rope Manufacturers Association (IWRMA) (early 1970s)
- Indo-American Chamber of Commerce (IACC) - Past President of North India Council, and Member - Executive Council
- Deputy President, Associated Chamber of Commerce and Industry (ASSOCHAM)

He has also headed various apex bilateral bodies of the Indian and international business community in the 1990s as Chairman.

These bodies are:

- India-Argentina Business Council
- India-Brazil Joint Business Council
- India-Cuba Joint Business Council
- India-Colombia Joint Business Council
- India-South Africa Joint Business Council

He has also led several delegations to several countries, including those of 'The PHD Chamber of Commerce and Industry' and 'The Indo-American Chamber of Commerce to various European countries.

JK Tyre & Industries Ltd. is a member of:

- CII
- ATMA
- PHDCCI
- Centre for Tire Research (CenTiRe), USA
- Indian Rubber Manufacturers Association (IRMRA)

Global Reporting Index (GRI) Content Index

Statement of use	**JK Tyre & Industries Ltd. has reported the information cited in this GRI content index for the period 01.04.2025 to 31.03.2026 in accordance with the GRI Standards.**
GRI 1 used	**GRI 1: Foundation 2021**

GRI Standard		Disclosure	Section	Page No.	Omission		
					Requirement Omitted	Reason	Explanation
GRI 2: General Disclosures 2021							
The organisation and its reporting practices	2-1	Organisational details	About the Report	04-05			
	2-2	Entities included in the organisation's sustainability reporting	About the Report	04-05			
	2-3	Reporting period, frequency and contact point	About the Report	04-05			
	2-4	Restatements of information	Not Applicable				
	2-5	External assurance	About the Report	04-05			
Activities and workers	2-6	Activities, value chain and other business relationships	JK Tyre at a Glance	06-09			
	2-7	Employees	Human Resources	88-89			
	2-8	Workers who are not employees	ESG Databook(Employee and Workers)	154			
Governance	2-9	Governance structure and composition	Governance	30-31			
	2-10	Nomination and selection of the highest governance body	Governance	30-31			
	2-11	Chair of the highest governance body	Governance	30-31			
	2-12	Role of the highest governance body in overseeing the management of impacts	Governance	30-31			
	2-13	Delegation of responsibility for managing impacts	Governance	30-31			
	2-14	Role of the highest governance body in sustainability reporting	Governance	30-31			
	2-15	Conflicts of interest	Governance	30-31			
	2-16	Communication of critical concerns	Policy Commitments	32			
	2-17	Collective knowledge of the highest governance body	Governance	30-31			
	2-18	Evaluation of the performance of the highest governance body	Governance	30-31			
	2-19	Remuneration policies	Governance	30-31			
	2-20	Process to determine remuneration	Governance	30-31			
	2-21	Annual total compensation ratio	Governance	30-31			
Strategy, policies and practices	2-22	Statement on sustainable development strategy	Message from the Chairman and Managing Director Fireside Conversation With the MD and the CSO 5P Strategy	10-11, 18-19, 28-29			
	2-23	Policy commitments	Policy Commitments	32			
	2-24	Embedding policy commitments	Policy Commitments	32			
	2-25	Processes to remediate negative impacts	Policy Commitments	32			
	2-26	Mechanisms for seeking advice and raising concerns	Policy Commitments, Human Rights and People Policies	32, 90-94			
	2-27	Compliance with laws and regulations	Governance	30-31			
	2-28	Membership associations	Governance, Industry Membership and Associations	30-31, 167			
Stakeholder engagement	2-29	Approach to stakeholder engagement	Stakeholder Engagement	20-21			
	2-30	Collective bargaining agreements	Human Rights and People Policies	90-94			
GRI 3: Material Topics 2021	3-1	Process to determine material topics	Stakeholder Engagement, Materiality Assessment	20-24			
	3-2	List of material topics	Materiality Assessment	22-24			
	3-3	Management of material topics	Materiality Assessment	22-24			
GRI 101: Biodiversity 2024	3-3	Management of material topics	Biodiversity Impact	81-85			
	101-1	Policies to halt and reverse biodiversity loss	Biodiversity Impact	81-85			
	101-2	Management of biodiversity impacts	Biodiversity Impact	81-85			
	101-3	Access and benefit-sharing	-		101-3	Not Applicable	Not Material Issue
	101-4	Identification of biodiversity impacts	Biodiversity Impact	81-85			
	101-5	Locations with biodiversity impacts	Biodiversity Impact	81-85			
	101-6	Direct drivers of biodiversity loss	Biodiversity Impact	81-85			
	101-7	Changes to the state of biodiversity	-		101-7	Information unavailable/ incomplete	The Company does not currently track or measure changes in biodiversity status, species populations, ecosystem size, or ecosystem integrity resulting from its operations and value chain, as contemplated under GRI 101-7 requirements.
	101-8	Ecosystem services	Biodiversity Impact	81-85			
GRI 200 Topic-specific Standards: Economic							
GRI 201: Economic Performance	3-3	Management of material topics	Economic Performance	140-142			
	201-1	Direct economic value generated and distributed	Economic Performance	140-142			
	201-2	Financial implications and other risks and opportunities due to climate change	Climate Risk Assessment	50-68			
	201-3	Defined benefit plan obligations and other retirement plans	Economic Performance, Annual Report	140-142, 238			
	201-4	Financial assistance received from government	Approach to Tax	147			

GRI Standard		Disclosure	Section	Page No.	Omission		
					Requirement Omitted	Reason	Explanation
GRI 202: Market Presence	3-3	Management of material topics	Market Presence	143-146			
	202-1	Ratios of standard entry level wage by gender compared to local minimum wage	Annual Report	185			
	202-2	Proportion of senior management hired from the local community	Human Resources	88-89			
GRI 203: Indirect Economic Impacts 2016	3-3	Management of material topics	Local Communities and Social Responsibility	107-115			
	203-1	Infrastructure investments and services supported	Local Communities and Social Responsibility	107-115			
	203-2	Significant indirect economic impacts	Local Communities and Social Responsibility	107-115			
GRI 204: Procurement Practices	3-3	Management of material topics	Sustainable Supply Chain	123-127			
	204-1	Proportion of spending on local suppliers	Sustainable Supply Chain	123-127			
GRI 205: Anti-corruption	3-3	Management of material topics	Policy Commitments, Human Rights and People Policies	32, 90-94			
	205-1	Operations assessed for risks related to corruption	Policy Commitments, Human Rights and People Policies	32, 90-94			
	205-2	Communication and training about anti-corruption policies and procedures	Policy Commitments, Human Rights and People Policies	32, 90-94			
	205-3	Confirmed incidents of corruption and actions taken	ESG Highlights	02-03			
GRI 206: Anti-competitive Behaviour 2016	3-3	Management of material topics	Policy Commitments	32			
	206-1	Legal actions for anti-competitive behaviour, anti-trust, and monopoly practices	Policy Commitments	32			
GRI 207: Tax 2019	3-3	Management of material topics	Approach to Tax	147			
	207-1	Approach to tax	Approach to Tax	147			
	207-2	Tax governance, control, and risk management	Approach to Tax	147			
	207-3	Stakeholder engagement and management of concerns related to tax	Approach to Tax	147			
	207-4	Country-by-country reporting	Annual Report	120/122/162/163/212/213/220/221/244/245/247/248/249/256/257/302/303/304/305/314/315/316/317			
GRI 300 Topic-specific Standards: Environmental							
GRI 301: Materials	3-3	Management of material topics	Waste and Circularity	74-80			
	301-1	Materials used by weight and volume	Waste and Circularity	74-80			
	301-2	Recycled input materials used	Waste and Circularity	74-80			
	301-3	Reclaimed products and their packaging materials	Annual Report	176			
GRI 302: Energy	3-3	Management of material topics	Energy and Emissions Management	42-49			
	302-1	Energy consumption within the organisation	Energy and Emissions Management, ESG KPI List	42-49, 151			
	302-2	Energy consumption outside of the organisation			302-2	Information unavailable/ incomplete	JK Tyre is currently developing capabilities and frameworks to track energy consumption occurring outside its operational boundaries. As the necessary data was not available for the reporting period under review, this disclosure has not been included. The Company remains committed to improving data availability and evaluating the inclusion of such information in future reporting cycles.
	302-3	Energy intensity	Energy and Emissions Management, ESG KPI List	42-49, 151			
	302-4	Reduction of energy consumption	Energy and Emissions Management	42-49			
	302-5	Reductions in energy requirements of products and services			302-5(b)(C)	Information unavailable/ incomplete	The organisation is currently in the process of developing systems to track energy reductions in sold products and services. Data for this disclosure is not available for the reporting period but is planned to be reported in future cycles.
GRI 303: Water and Effluents 2018	3-3	Management of material topics	Water Stewardship	69-73			
	303-1	Interactions with water as a shared resource	Water Stewardship	69-73			
	303-2	Management of water discharge-related impacts	Water Stewardship	69-73			
	303-3	Total water withdrawal by source	Water Stewardship, ESG KPI List	69-73, 150			
	303-4	Water discharge	Water Stewardship, ESG KPI List	69-73, 150			
	303-5	Water consumption	Water Stewardship, ESG KPI List	69-73, 150			

GRI Standard		Disclosure	Section	Page No.	Omission		
					Requirement Omitted	Reason	Explanation
GRI 305: Emissions	3-3	Management of material topics	Energy and Emissions Management	42-49			
	305-1	Direct (Scope 1) GHG emissions	Energy and Emissions Management	42-49			
	305-2	Energy indirect (Scope 2) GHG emissions	Energy and Emissions Management	42-49			
	305-3	Other indirect (Scope 3) GHG emissions	Energy and Emissions Management	42-49			
	305-4	GHG emissions intensity	Energy and Emissions Management	42-49			
	305-5	Reduction of GHG emissions	Energy and Emissions Management	42-49			
	305-6	Emissions of ozone-depleting substances (ODS)	ESG KPI List	152			
	305-7	Nitrogen oxides (NOx), sulfur oxides (SOx), and other significant air emissions	Energy and Emissions Management	42-49			
GRI 306: Waste 2020	3-3	Management of material topics	Waste and Circularity	74-80			
	306-1	Waste generation and significant waste-related impacts	Waste and Circularity	74-80			
	306-2	Management of significant waste-related impacts	Waste and Circularity	74-80			
	306-3	Waste generated	Waste and Circularity	74-80			
	306-4	Waste diverted from disposal	Waste and Circularity	74-80			
	306-5	Waste directed to disposal	Waste and Circularity	74-80			
GRI 308: Supplier Environmental Assessment	3-3	Management of material topics	Sustainable Supply Chain	123-127			
	308-1	New suppliers that were screened using environmental criteria	Sustainable Supply Chain, ESG KPI List	123-127, 162			
	308-2	Negative environmental impacts in the supply chain and actions taken	Sustainable Supply Chain	123-127			
GRI 400 Topic-specific Standards: Social							
GRI 401: Employment	3-3	Management of material topics	Human Resources	88-89			
	401-1	New employee hires and employee turnover	Human Resources, ESG KPI List	88-89, 155, 158			
	401-2	Benefits provided to full-time employees that are not provided to temporary or part-time employees	Human Resources, ESG KPI List	88-89, 156-158			
GRI 402: Labour/ Management Relations 2016	3-3	Management of material topics	Training and Development	95-99			
	402-1	Minimum notice periods regarding operational changes	Training and Development	95-99			
GRI 403: Occupational Health and Safety 2018	3-3	Management of material topics	Occupational Health and Safety	95-99			
	403-1	Occupational health and safety management system	Occupational Health and Safety	95-99			
	403-2	Hazard identification, risk assessment, and incident investigation	Occupational Health and Safety	95-99			
	403-3	Occupational health services	Occupational Health and Safety	95-99			
	403-4	Worker participation, consultation, and communication on occupational health and safety	Occupational Health and Safety	95-99			
	403-5	Worker training on occupational health and safety	Occupational Health and Safety	95-99			
	403-6	Promotion of worker health	Occupational Health and Safety	95-99			
	403-7	Prevention and mitigation of occupational health and safety impacts directly linked by business relationships	Occupational Health and Safety	95-99			
	403-8	Workers covered by an occupational health and safety management system	Occupational Health and Safety	95-99			
	403-9	Work-related injuries	ESG KPI List	160			
	403-10	Work-related ill health	People, ESG KPI List	95-99,160			
GRI 404: Training and Education	3-3	Management of material topics	Training and Development	102-104			
	404-1	Average hours of training per year per employee	Training and Development	102-104			
	404-2	Programs for upgrading employee skills and transition assistance programs	Training and Development	102-104	404-2(b)	Information unavailable/ incomplete	No transition assistance program was conducted by JK Tyre during the reporting cycle.
	404-3	Percentage of employees receiving regular performance and career development reviews	Training and Development	102-104			
GRI 405: Diversity and Equal Opportunity	3-3	Management of material topics	Diversity and Inclusion	105-106			
	405-1	Diversity of governance bodies and employees	ESG KPI List	154-155			
	405-2	Ratio of basic salary and remuneration of women to men* *Indicative cross-reference. BRSR Principle 5, Essential Indicator 3 discloses absolute median remuneration/salary/wages by gender across four regulatory categories at entity level; GRI 405-2 is expressed as a ratio of basic salary and of remuneration, by employee category and location. The medians reflect workforce distribution across grades and roles and are not a measure of pay for equal or comparable work.	Annual Report	186			
GRI 406: Non-discrimination	3-3	Management of material topics	Human Rights and People Policies	90-94			
	406-1	Incidents of discrimination and corrective actions taken	Human Rights and People Policies	90-94			
GRI 407: Freedom of Association and Collective Bargaining	3-3	Management of material topics	Human Rights and People Policies	90-94			
	407-1	Operations and suppliers in which the right to freedom of association and collective bargaining may be at risk	Human Rights and People Policies	90-94			

GRI Standard		Disclosure	Section	Page No.	Omission		
					Requirement Omitted	Reason	Explanation
GRI 408: Child Labour	3-3	Management of material topics	Human Rights and People Policies	90-94			
	408-1	Operations and suppliers at significant risk for incidents of child labour	Human Rights and People Policies	90-94			
GRI 409: Forced or Compulsory Labour	3-3	Management of material topics	Human Rights and People Policies	90-94			
	409-1	Operations and suppliers at significant risk for incidents of forced or compulsory labour	Human Rights and People Policies	90-94			
GRI 410: Security practices 2016	3-3	Management of material topics	Training and Development	102-104			
	410-1	Security personnel trained in human rights policies or procedures	Training and Development	102-104			
GRI 411: Rights of Indigenous Peoples	3-3	Management of material topics	Local Communities and Social Responsibility	107-115			
	411-1	Incidents of violations involving rights of indigenous peoples	Not Applicable		411-1	Not Applicable	During the reporting year, there were no reported instances of violations involving the rights of Indigenous Peoples.
GRI 413: Local Communities	3-3	Management of material topics	Local Communities and Social Responsibility	107-115			
	413-1	Operations with local community engagement, impact assessments, and development programs	Local Communities and Social Responsibility	107-115			
	413-2	Operations with significant actual and potential negative impacts on local communities	Local Communities and Social Responsibility	107-115			
GRI 414: Supplier Social Assessment	3-3	Management of material topics	Sustainable Supply Chain	123-127			
	414-1	New suppliers that were screened using social criteria	Sustainable Supply Chain	123-127			
	414-2	Negative social impacts in the supply chain and actions taken	ESG KPI List	162			
GRI 415: Public Policy	3-3	Management of material topics	Approach to Tax	147			
	415-1	Political contributions	Annual Report	236			
GRI 416: Customer Health and Safety	3-3	Management of material topics	Customer Centricity	130-131			
	416-1	Assessment of the health and safety impacts of product and service categories	Product	130-132			
	416-2	Incidents of non-compliance concerning the health and safety impacts of products and services	ESG KPI List	165			
GRI 417: Marketing and Labelling	3-3	Management of material topics	Customer Centricity, Product Stewardship	130-137			
	417-1	Requirements for product and service information and labelling	Product Stewardship	132-137			
	417-2	Incidents of non-compliance concerning product and service information and labelling	ESG KPI List	165			
	417-3	Incidents of non-compliance concerning marketing communications	ESG KPI List	165			
GRI 418: Customer Privacy 2016	3-3	Management of material topics	Cybersecurity Approach	34-35			
	418-1	Substantiated complaints concerning breaches of customer privacy and losses of customer data	ESG KPI List	164			

United Nations Global Compact (UNGC) Principles

UNGC Principles	Section in Report	Page number
Principle 1: Businesses should support and respect the protection of internationally proclaimed human rights.	Human Rights and People Policies	90-94
Principle 2: Make sure that they are not complicit in human rights abuses.	Human Rights and People Policies	90-94
Principle 3: Business should uphold the freedom of association and the effective recognition of the right to collective bargaining.	Human Rights and People Policies	90-94
Principle 4: The elimination of all forms of forced and compulsory labour.	Human Rights and People Policies	90-94
Principle 5: The effective abolition of child labour	Human Rights and People Policies	90-94
Principle 6: The elimination of discrimination in respect of employment and occupation.	Human Rights and People Policies	90-94
Principle 7: Business should support a precautionary approach to environmental challenges.	5P Strategy, Planet	18-19, 40-85
Principle 8: Undertake initiatives to promote greater environmental responsibility	Planet	40-85
Principle 9: Encourage the development and diffusion of environmentally friendly technologies.	Planet	40-85
Principle 10: Business should work against corruption in all its forms, including extortion and bribery	Sustainability Governance	30-32

International Financial Reporting Standards (IFRS) Index

Section Name	IFRS Sustainability Disclosure Standards	Reference Disclosure Number	Page Number
ESG Highlights	S1	46(ii), 51	02-03
Governance	S1	27	30-31
Stakeholder Engagement	S1	29-30,32-33,41, 44	20-21
Materiality Assessment	S1	29-30,32-33,41,44	22-24
Sustainability Targets and Progress	S1	51a, 51b, 51c, 51f	25
	S2	33, 35, 36b	25
Sustainability-linked incentives for Executives	S2	29g	33
Cybersecurity Approach	S1	33a, 44a, 44c, 46b	34-35
Risk Management	S1	44a, 44c	36-37
	S2	25c	36-37
Energy and Emissions Management	S2	14, 29a, 33, 34, 35, 36	42-49
Climate Risk Assessment	S2	6a, 6b, 10a, 10b, 10c, 10d, 11, 13a, 13b, 14a, 14b, 22a, 22b, 25a, 25b, 25c, 29b, 29c, 29d, 29f	50-68
Water Stewardship	S2	14a, 14c, 33, 34, 35	69-73
Waste and Circularity	S1	33a, 46b, 51a, 51b, 51c	74-80
Biodiversity Impact	S1	29, 30a, 30b, 32a, 32b, 33a, 44, 46b, 51a, 51b, 51c	81-85
Human Rights and People Policies	S1	33a, 44a, 46b	90-94
Occupational Health and Safety	S1	33a, 44a, 46b	95-99
Green Manufacturing	S2	14a	118-119
Sustainable Supply Chain	S1	33a, 44a, 44b, 46b	123-127
	S2	14a, 25a, 25c	123-127
Product Stewardship	S1	33a, 46b	132-137
	S2	14a	132-137



RHYTHM OF LIFE

The sculpture installed at 'Raghupati Singhania Centre of Excellence', (RPSCoE) - Global Tech & Innovation Centre, is titled 'Rhythm of Life' and reflects philosophical and aesthetic expressions, as well as the convergence of science and art.



JK TYRE & INDUSTRIES LTD.

Administrative Office
3, Bahadur Shah Zafar Marg, New Delhi – 110 002
Ph.: +91 11 66001112, +91 11 66001122

Registered Office
Jaykaygram, PO – Tyre Factory, Kankroli – 313 342, Rajasthan

www.jktyre.com | Follow us on: /JKTyre /jktyrecorporate YouTube /jktyrecorporate /jktyrecorporate

Concept, content and design at stirrup | whatsup@stirrup.works